



Kānoa
Regional Economic Development
& Investment Unit



Quarterly Report

September - December 2023



Te Kāwanatanga o Aotearoa
New Zealand Government

Table of Contents

Purpose of this Report	2
Spotlight Project - K’aute Pasifika Village	3
Quarter Four Key Achievements	4
Quarter Four Milestones and Events	5
Kānoa Progress to Date	7
Regional Impact Study	8
Regional Snapshot	9
Crown Regional Holdings Performance	10
Spotlight Project - Wai Ariki Hot Springs and Spa	12
Spotlight Project - Monarch Wildlife Cruises and Tours	14
Regional Dashboards	15



26 Seasons Strawberries

Foxton, Horowhenua



Cover image: EcoGas

www.growregions.govt.nz

Kānoa - Regional Economic Development & Investment Unit

Purpose of this report

Kānoa's purpose

To deliver government investment in New Zealand's regions to build their economies, grow businesses and strengthen communities.



Kānoa works with other government organisations, industry, communities, iwi and local government to deliver and manage strategic, regionally-focused economic interventions and the associated investment funding.

This document is a quarterly update that shows the progress of, and impact made by, government investments managed by Kānoa across New Zealand. The report outlines funding levels paid against the 2,750 projects under Kānoa's direct and indirect management. It covers investments made through three active and nine closed funds:

1. North Island Weather Events Primary Producer Finance Scheme (Active)
2. Wood Processing Growth Fund (Active)
3. Queenstown Economic Transformation and Resilience Fund (Active)
4. Chatham Island Renewable Energy Generation (Closed)
5. Regional Strategic Partnership Fund (Closed)
6. COVID-19 Response - Worker Redeployment Package (Closed)
7. COVID-19 Response and Recovery Fund - Infrastructure Reference Group (Closed)
8. Strategic Tourism Assets Protection Programme (Closed)
9. Regional Investment Opportunities - NZ Upgrade Programme (Closed)
10. Te Ara Mahi and Sector Workforce Engagement Programme (Closed)
11. Provincial Growth Fund (Closed)
12. Cyclone Gabrielle Business Support Grants (Closed)

Data in this report is for the financial quarter October to December 2023 (and including September) and where there is summary or overview, it is for the end of December 2023.

*Active – fund is not yet fully committed, and the applications process is still active.
Closed – fund is fully committed, and the applications process is closed.*

KĀNOA Spotlight project

K'aute Pasifika Village



K'aute Pasifika Village **Hamilton, Waikato**

The K'aute Pasifika Village – a beacon of opportunity

The K'aute Pasifika Village received a \$2 million loan to support the village development. The Village is located in the heart of Hamilton and is a beacon of opportunity for Pasifika people.

The Village is an early learning centre, integrated wellbeing services, and an iconic fale. A place where everyone is welcome, the Village provides holistic wraparound services that span across the wellbeing domains, including health and broader wellbeing support, education, employment and housing.

Central to the creation of the Village is the Early Learning Centre, with a capacity for up to 85 children, offering an inclusive environment rich in Pasifika language, culture, identity and Christianity to ensure fanau (children) develop a sense of security and belonging.

The contribution of Pacific people to the fabric of Aotearoa is marked by principles of service and reciprocity and characterised by creativity, innovation, vibrancy and humour. K'aute Pasifika Village is a vehicle that will continue to drive equitable outcomes for all people using Pacific models of care.




KĀNOA

Quarter Four - Key Achievements

Significant progress was made in relation to the contracting of loan and equity investments that were approved by Ministers under the Regional Strategic Partnership Fund.

In this quarter, approximately \$114.5 million of funding has been contracted across 31 investments, a further 15 projects valued at approximately \$53 million were approved and are currently in the process of being finalised for execution.



A total of 21 Strategic Tourism Assets Protection Programme (STAPP) loans, valued at approximately \$32 million, have been repaid in full, with a further \$3 million partially repaid. The repayments are reflective of a generally positive recovery across the sector. The remaining STAPP funds are scheduled to be repaid over the next two – three years as the loans reach maturity.

The first loans under the \$240 million North Island Weather Events - Primary Producer Finance Scheme (NIWE) were executed and novated to Crown Regional Holdings Limited (CRHL), with initial drawdowns being released to impacted parties.

The active investments managed by Kānoa originate from seven Government funds, namely:

- ▶ 710 Provincial Growth Fund (PGF) investments (\$1,580 million);
- ▶ 55 Strategic Tourism Assets Protection Programme (STAPP) investments (\$86 million);
- ▶ 73 COVID-19 response and Recovery Fund/Infrastructure Reference Group (CRRF/IRG) investments (\$456 million);
- ▶ 6 NZ Upgrade Fund/Regional Investment Opportunities (RIO) investments (\$130 million); and
- ▶ 42 Regional Strategic Partnership Fund (RSPF) investments (\$123 million).
- ▶ 2 Queenstown Economic Transformation and Resilience Fund (Queenstown) investments (\$3.250 million).
- ▶ 2 North Island Weather Events, Primary Producers Finance Scheme (NIWE) investments (\$15.736 million).

Focus for the January to March 2024 Quarter

Ruapehu Alpine Lifts Limited (RAL) and Tunnicliffe Timber Solutions (2018) Limited (TTSL) are a key focus and are being very closely monitored by Kānoa. RAL is in liquidation and receivership and TTSL is in liquidation.

The number of executed NIWE loans is expected to increase significantly over the next quarter. The NIWE programme combined with the Wood Processing Growth Fund (WPGF) will see the portfolio grow by over \$285 million in the near term. Ongoing novation of investments when contracts are signed or as soon as appropriate thereafter.

Ongoing work to meet the Performance Measures and ensuring Kānoa meets its obligations under the new Performance Reporting Standard (PBE FRS 48 Service Performance Reporting) that came into effect for the 2021/22 financial years.

Work continues on the Health and Safety Framework and will be integrated with the wider Company approach to finance, risk, audit and policies.

Quarter Four - Milestones and Events

75 contracts were closed in the months September to December 2023



Midway Surf Club Opening - Gisborne



Quality Roding Services Opening - Wairoa



Wairoa CBD Ahi Kōmau and Gemmels Building Opening



*Kaimanawa Alpine Adventures Opening
Tongariro National Park*



South Waikato Training Centre Complete - Tokoroa

Quarter Four - Milestones and Events

\$111 million in payments were made to projects in the months September to December 2023



Kōpū Marine Precinct Open Day and Jetty Completed - Thames-Coromandel



Central Hawke's Bay Seed Dryer Structure Complete

Waikato Regional Theatre Construction Milestones - Hamilton



Te Ara Pounamu Mawhera Open Day - West Coast

Te Uri o Hau Avocado Orchard Opening - Te Tai Tokerau/Northland

KĀNOA

Progress to Date Across Partner Agencies



\$4.48b
APPROVED FUNDING



2,751
PROJECTS



\$4.30b
CONTRACTED FUNDING



923
ACTIVE PROJECTS



\$3.54b
PAID INVESTMENT



59
ACTIVE PROJECTS OVER
\$10m



\$2.05b
CO-FUNDING



9
ACTIVE PROJECTS OVER
\$20m



\$10.20b
ADDITIONAL EXPENDITURE



1,843
COMPLETED PROJECTS



\$4.40b
ADDED GDP



37
PROJECTS TO COMPLETE
NEXT QUARTER



44,000 FTEs
EMPLOYMENT IMPACTED



127
PROJECTS TO COMPLETE
IN 2024

Based on the input-output multiplier model that gives a useful indication of the likely economic impact of investment, such as direct effects, jobs created and expenditure generated.

Highlight - Regional impact study

Studies confirm positive impacts for sectors and communities

Independent impact studies of Kānoa investments into specific regions and sectors have found positive economic, business, and community impacts due to the funding.

The Te Tai Tokerau Northland and manufacturing-engineering sector impact studies, carried out by BERL, looked at the impact of government funding administered by Kānoa in this region and sector. Both studies showed positive economic impacts including:

- ▶ funding of \$79.5 million into the manufacturing-engineering sector resulted in \$229.5 million in total extra expenditure, and funding of \$797 million into Te Tai Tokerau caused total additional expenditure of \$1.19 billion
- ▶ strong job creation: 1,979 Full-Time Equivalent (FTE) were sustained by manufacturing-engineering funding, and 5,571 FTEs for Te Tai Tokerau
- ▶ significant contribution to regional GDP: \$519.8 million in Te Tai Tokerau.

The studies also show beneficial impacts on key business indicators for the businesses and organisations funded. These benefits to the manufacturing-engineering sector include:

- ▶ increased capacity (92% of businesses) and capability (88%)
- ▶ increase in permanent employees (88%)
- ▶ increase in capacity to innovate (84%)
- ▶ upskilled employees (68%).

The Te Tai Tokerau study showed similar impacts for organisations funded, as well as positive impacts for local communities and Māori, including:

- ▶ more local people and Māori hired
- ▶ greater certainty of employment during the COVID-19 pandemic response
- ▶ a growing sense of pride in the region
- ▶ cultural benefits – not directly financial – including community projects that would not have gone ahead otherwise
- ▶ resilience to natural disasters with investments in vital infrastructure
- ▶ environmental gains from reforestation / cleaning up waterways.

“The impact studies give robust findings for what we have long heard anecdotally,” says Head of Kānoa, Robert Pigou.

GENERATED
THROUGH \$79.5M
INVESTMENT

\$229.5m

GENERATED
AS ADDITIONAL
EXPENDITURE

\$1.19b

JOBS | FTEs
MANUFACTURING-ENGINEERING

1,979

JOBS | FTEs
TE TAI TOKERAU

5,571

GDP
GENERATED REGIONALLY

\$519.8m

EMPLOYEES UPSKILLED
IN MANUFACTURING -ENGINEERING

68%

SOCIAL IMPACT
HUMAN CAPABILITY AND
SOCIAL COHESION



KĀNOA Regional snapshot

**TE TAI TOKERAU
NORTHLAND**

APPROVED FUNDING ACTIVE PROJECTS

\$836.7m **114**

**WAIARIKI
BAY OF PLENTY**

APPROVED FUNDING ACTIVE PROJECTS

\$642.1m **81**

**HAURAKI
WAIKATO**

APPROVED FUNDING ACTIVE PROJECTS

\$300.6 **59**

**TE TAIRĀWHITI
EAST COAST**

APPROVED FUNDING ACTIVE PROJECTS

\$392.5m **154**

TARANAKI

APPROVED FUNDING ACTIVE PROJECTS

\$140.4m **25**

**TE MATAU-A-MĀUI
HAWKE'S BAY**

APPROVED FUNDING ACTIVE PROJECTS

\$312.1m **58**

**MANAWATŪ-WHANGANUI/
HOROWHENUA**

APPROVED FUNDING ACTIVE PROJECTS

\$316.4m **62**

**TE TAU IHU
TOP OF THE SOUTH**

APPROVED FUNDING ACTIVE PROJECTS

\$116.0m **39**

**TE TAI POUTINI
WEST COAST**

APPROVED FUNDING ACTIVE PROJECTS

\$236.4m **30**

**WAITAHA
CANTERBURY**

APPROVED FUNDING ACTIVE PROJECTS

\$126.9 **191**

**ŌTĀKOU
OTAGO**

APPROVED FUNDING ACTIVE PROJECTS

\$174.5m **61**

**MURIHIKU
SOUTHLAND**

APPROVED FUNDING ACTIVE PROJECTS

\$161.8m **37**

NATIONAL

APPROVED FUNDING ACTIVE PROJECTS

\$439.9m **108**

TOTALS
AS AT 31 DECEMBER 2023

▶ **\$4.30b**
CONTRACTED FUNDING

▶ **2,750**
PROJECTS FUNDED (INCLUDING ACTIVE AND CLOSED)

Data is as of 31 December 2023
For a full list of projects
Kānoa have funded go to
www.growregions.govt.nz/funding

Crown Regional Holdings Limited

Purpose and Results

CRHL purpose

To invest in regional economic development in New Zealand, including by providing various forms of financial support for recipients in regional New Zealand.

OBJECTIVES FOR ACHIEVING PURPOSE			
1 ACT AS AN ASSET HOLDING COMPANY	2 ENTER MANAGEMENT AGREEMENT WITH MBIE	3 SUPERVISE & MONITOR THE PERFORMANCE	4 OPERATE COMMERCIALY AND IN A MANNER THAT
To hold investments made through the PGF and other regional economic	Under which CRHL will outsource the day-to-day management investments to MBIE	under the management agreement, consistent with	the funds' overarching surplus funds as agreed



PROJECT COMPARISONS FY2022 / FY2023	01/07/21 to 30/06/22 Contracts	01/07/22 to 30/06/23 Contracts	01/07/21 to 30/06/22 Contracted Funding \$000s	01/07/22 to 30/06/23 Contracted Funding \$000s
Opening balance	155	160	770,270	784,724
New projects contracted	14	16	40,931	60,520
Additional funding for existing projects	–	–	17,600	15,400
Reduced funding for existing projects	–	–	(5,793)	(17,467)
Withdrawn projects	(8)	(3)	(35,314)	(6,787)
Completed projects	(1)	(10)	(2,970)	(12,401)
Closing balance	160	163	784,724	823,989
In year movement	5	3	14,454	39,265



As at 30 June 2023, the CRHL portfolio includes 163 active contracts totalling \$824.0 million. This comprises of \$579.1 million in loans, \$121.6 million in equity and \$123.3 million in capital assets. In addition, 37 investments totalling \$145.9 million are progressing through Kānoa's contracting process and these will be transferred to CRHL on execution of legal documents.

As at 30 June 2023, CRHL has received interest and principal repayments totalling \$35.0 million from 55 borrowers. This includes 13 loans that have matured having fully repaid \$16.6 million in interest and principal. Only 4 loans totalling \$23.6 million have been categorized "non-performing".

CRHL

Results – projects breakdown by sector



CRHL Spotlight project

Wai Ariki hot springs and spa



Wai Ariki hot springs and spa
Rotorua, Bay of Plenty

Borrower

Pukeroa Lakefront Holdings Limited (PLHL) is a subsidiary company of Pukeroa Oruawhata Trust, an Ahu Whenua Trust, established to administer residential and commercial Māori land titles in and around Rotorua, representing Ngāti Whakaue.

Project

Wai Ariki Hot Springs and Spa is one of the biggest developments in Rotorua in the last 20 years. It is the first major purpose-built spa/bathing facility since the original Rotorua bathhouse was built over 120 years ago. This is New Zealand’s only spa owned by mana whenua and offers services that incorporate the long standing and unique Ngāti Whakaue practices and culture into their environment and services.

Wai Ariki Hot Springs and Spa, opened by the Prime Minister on 15 June 2023 is a luxury wellness facility and day spa offering a range of services. Approved funding for this project was for design, construction, and operational costs. This development is located at the Rotorua Lakefront on land owned by Ngāti Whakaue that was traditionally reserved for wellness facilities.

This development is the first stage of PLHL’s wider redevelopment aspirations of 7.4 hectares land on the Rotorua Lakefront.



CRHL Spotlight project

Wai Ariki hot springs and spa



This planned wider redevelopment is aimed at creating an internationally recognised wellness and spa destination, with these further stages of development still under discussion. It also supports Rotorua's shift towards higher value, lower volume tourism to match post-COVID tourism trends.

Wai Ariki Hot Springs and Spa is positioned commercially to be a complementary operation to the adjacent Health facility.

Funding

The total project cost for the Wai Ariki Hot Springs and Spa was \$71 million. This was funded by \$44.5 million of government loan funding from the COVID-19 Response and Recovery Fund, \$6.5 million Provincial Growth Fund loan approved for shared enabling and infrastructure works such as geothermal plant and car park required for Wai Ariki Hot Springs and Spa and the adjacent Queen Elizabeth (QE) Health site on land leased from PLHL and \$20.2 million of co-funding from Pukeroa Lakefront Holdings Limited for the construction of the facility.

Outcomes

Hawkins Construction Limited commenced construction for this project on 3 May 2021 and completed the project in early June 2023.

Over this period, approximately 30 full time design and management jobs were created, as well as employing up to 250 tradespeople during the construction phase. From 2022 to 2023, on site construction workers have been circa 110 per day. A further 60 jobs have been established with the opening of the spa.

Operation of the Wai Ariki Hot Springs and Spa has been contracted to Belgravia Leisure, an Australian leisure operator. Roles have been established for the daily operation, with senior operational management roles being filled by individuals of Ngāti Whakaue descent.

Spotlight project

Monarch Wildlife Cruises and Tours



Monarch Wildlife Cruises and Tours

Dunedin

Borrower

Following the COVID-19 pandemic, Monarch Wildlife Cruises merged with Elm Wildlife Tours.

Monarch Wildlife Cruises and Tours provide unique tours to some of the rarest wildlife in the world found on the wild and rugged Otago Peninsula. Its goal is to offer tours that consistently deliver quality and memorable customer experiences that exceed guest expectations.

Loan

A loan from the Strategic Tourism Asset Protection Programme was given to the value of \$130,000.

Monarch operates as a sustainable business: economically, environmentally and socially. Monarch works closely with several conservation groups like the Dunedin Wildlife Hospital and Yellow-eyed Penguin Trust. As a part of its sustainable business practices, Monarch has a tree-planting programme to offset its carbon footprint.

Monarch employs around 22 local staff in a variety of roles, building and connecting their local community. Monarch also donates complimentary tours to 'worthy causes' – including local schools and charitable groups.

Testimonial

The co-owner Neil Harraway says that without the STAPP assistance, the business would have been shuttered, and restarting would have been challenging as the core staff would have had to find other jobs, and their expertise and experience would have been very challenging to replace. The assistance meant core staff were kept and restart was smooth.

REGIONAL DASHBOARDS

Investment in the Auckland Region

Region

Auckland

Largest Projects by Value

Title	Approved Funding
Business Support Grants Programme - Auckland	\$5,326,566.00
Rural Broadband/Mobile Blackspots - Great Barrier Island	\$1,302,736.00
Responsible Camping 2020/21 - Auckland Council	\$252,480.00
Marae Connectivity - Auckland	\$240,747.00
Monitoring and education, and to provide information to campers	\$201,360.00

Largest Co-Funded Projects

Title	Total Co-Funding
-------	------------------

Completed Projects

7

Active Projects

1

Approved Funding

\$7.5M

Contracted Funding

\$7.5M

Total Funding Paid

\$6.8M

Total Co-Funding

\$0.0M

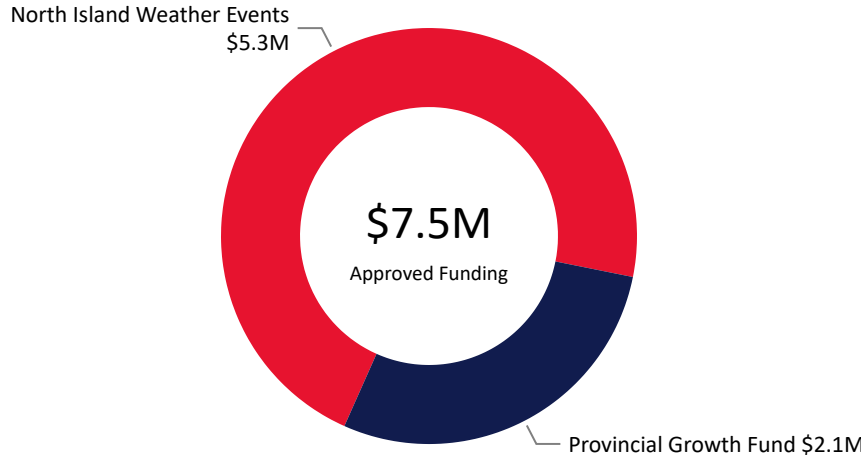
Total Job Number

0

Projects Due To Complete In the Next Year

0

Investment by Fund for the Auckland Region

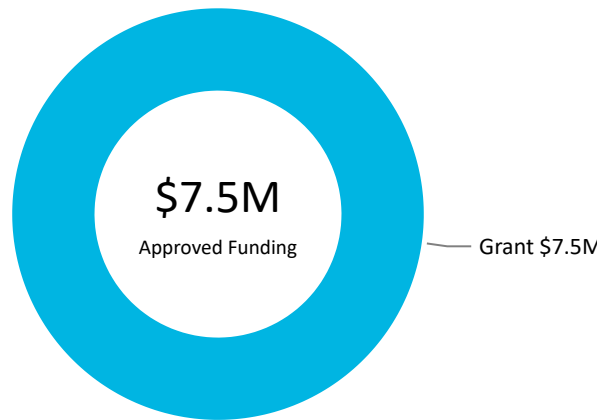


Co-Funding for the Auckland Region by Fund

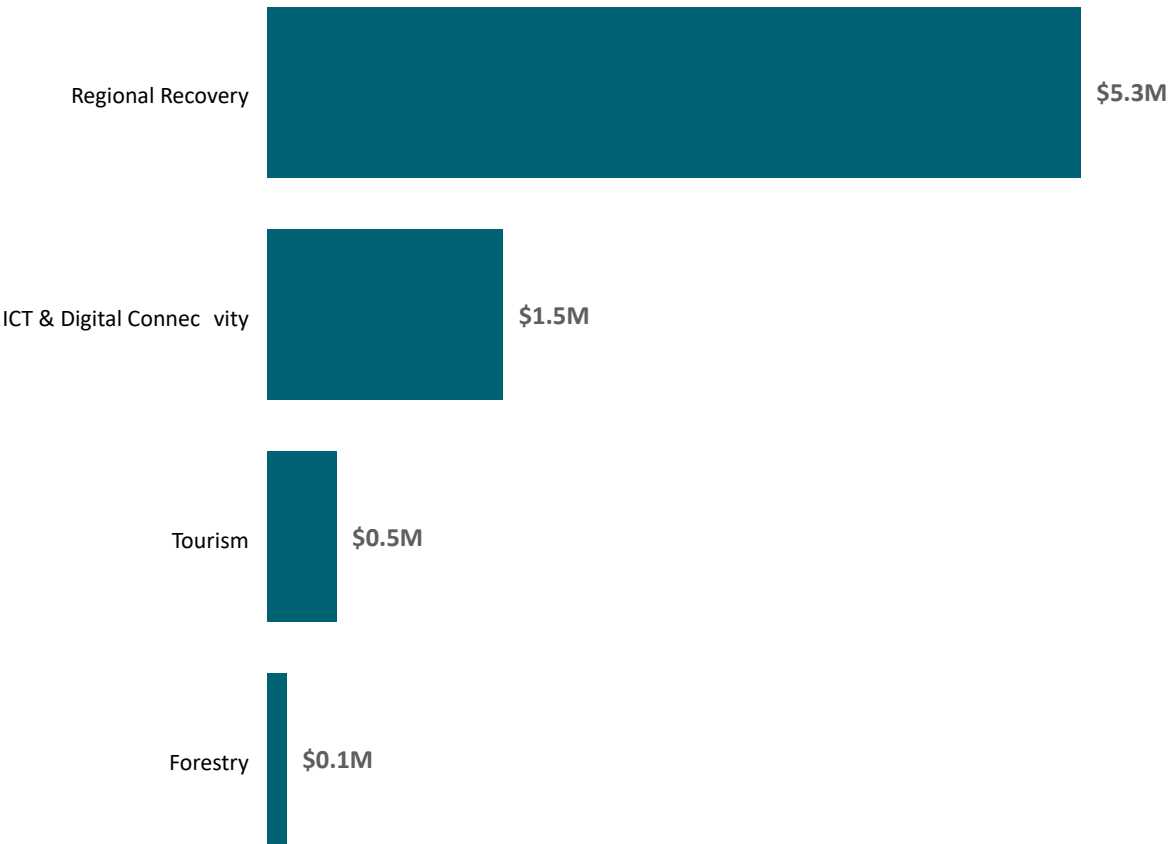
\$0.0

Total Co-Funding

Investment in the Auckland by Funding Type



Investment in the Auckland by Sector



Investment in the Bay of Plenty Region

Region

Bay of Plenty

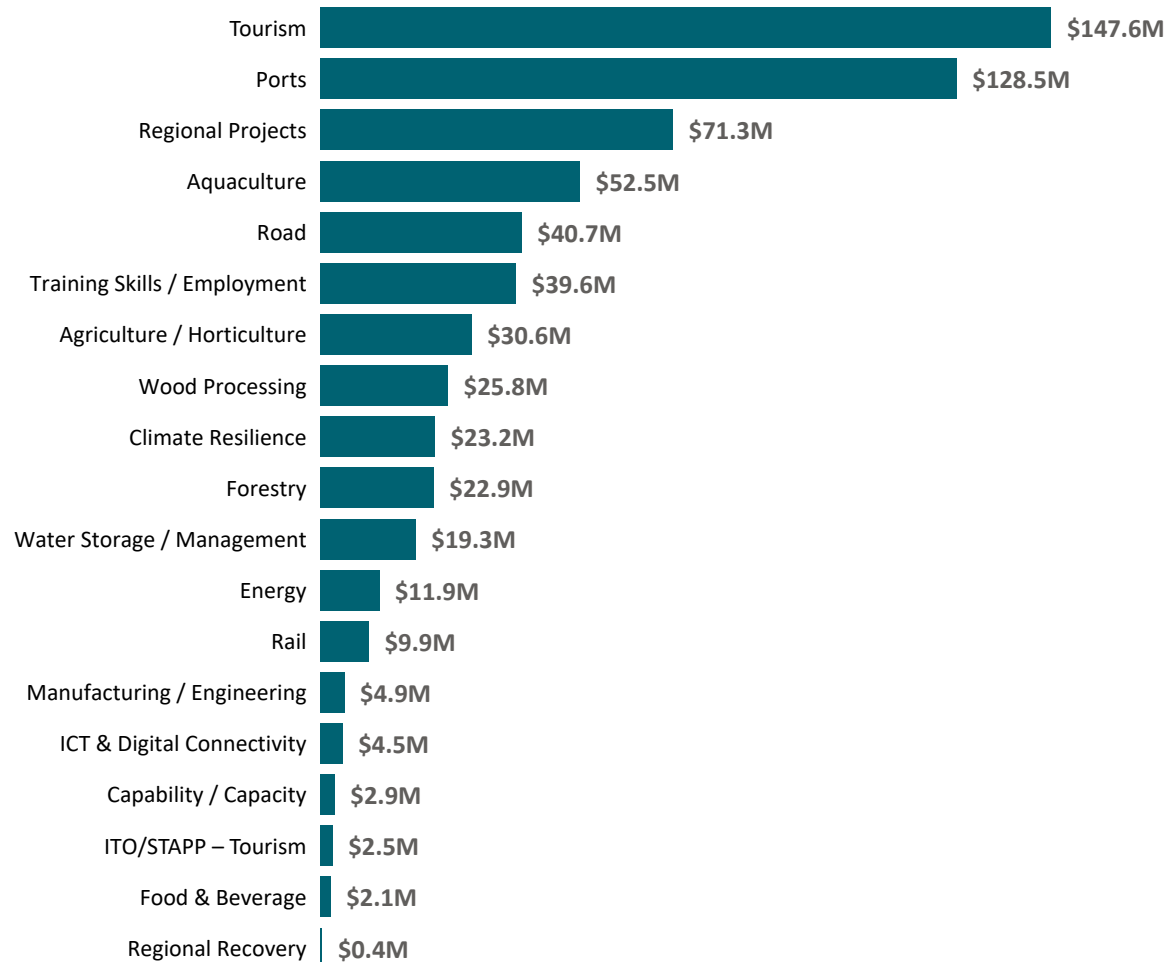
Largest Projects by Value

Title	Approved Funding
Ōpō ki Harbour	\$95,300,000.00
Wai Ariki Hot Springs and Spa - Rotorua	\$45,000,000.00
Mussel Farming and Production Facility	\$30,700,000.00
Rotorua Lakefront Development	\$19,900,000.00
Whakatāne Commercial Boat Harbour	\$19,600,000.00

Largest Co-Funded Projects

Title	Total Co-Funding
Government Garden Cultural Quarter	\$52,000,000.00
Kawerau Container Terminal Rail Siding	\$36,800,000.00
Wood Processing Hub at Red Stag	\$22,000,000.00
Rotorua Lakefront Development	\$21,000,000.00
Wai Ariki Hot Springs and Spa - Rotorua	\$20,190,000.00

Investment in the Bay of Plenty by Sector



Completed Projects

203

Active Projects

81

Approved Funding

\$642.1M

Contracted Funding

\$617.9M

Total Funding Paid

\$505.5M

Total Co-Funding

\$340.3M

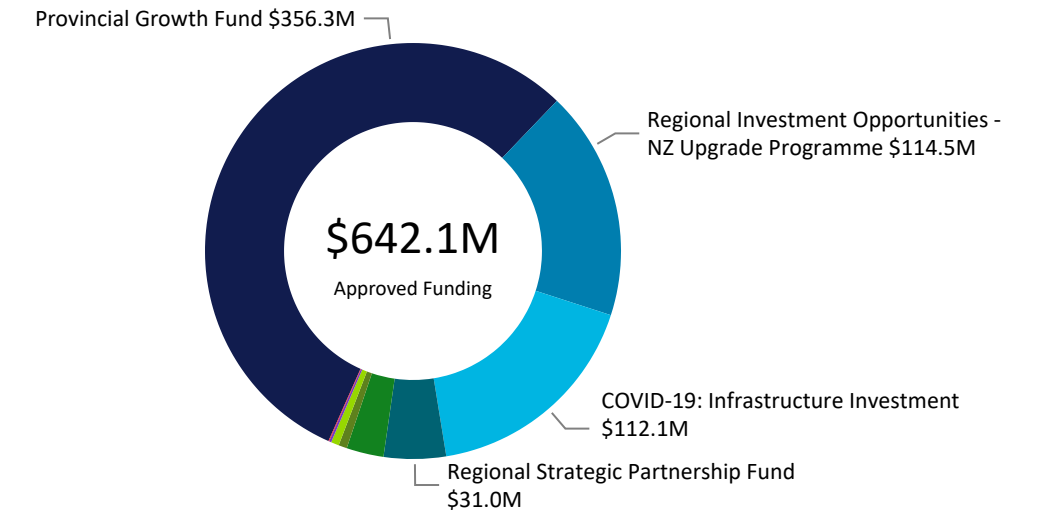
Total Job Number

2,167

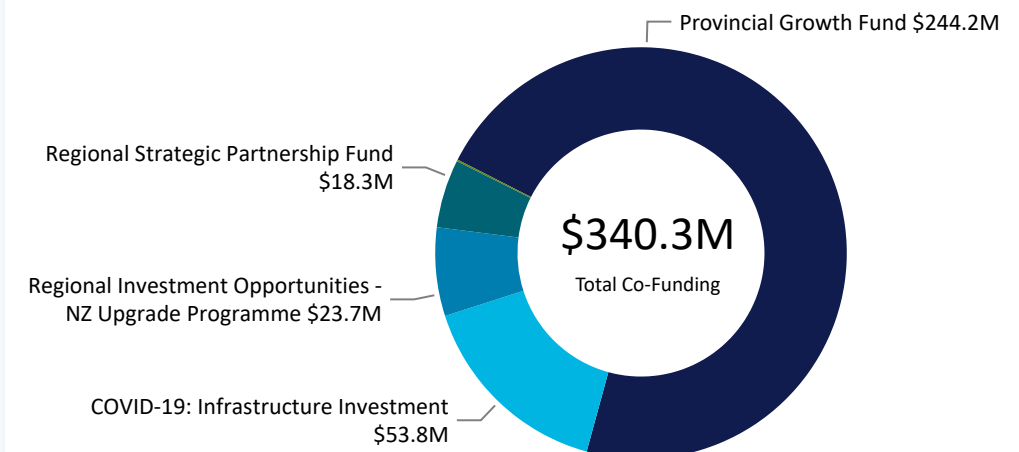
Projects Due To Complete In The Next Year

13

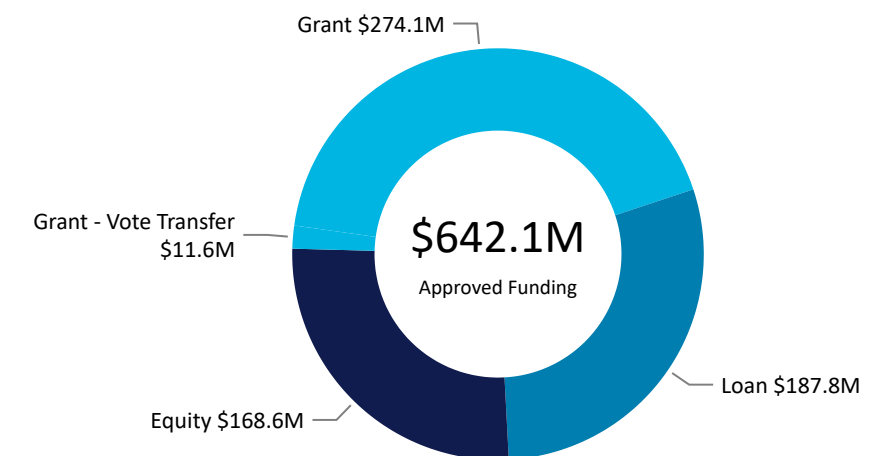
Investment by Fund for the Bay of Plenty Region



Co-Funding for the Bay of Plenty Region by Fund



Investment in the Bay of Plenty by Funding Type



Investment in the Canterbury Region

Region

Canterbury

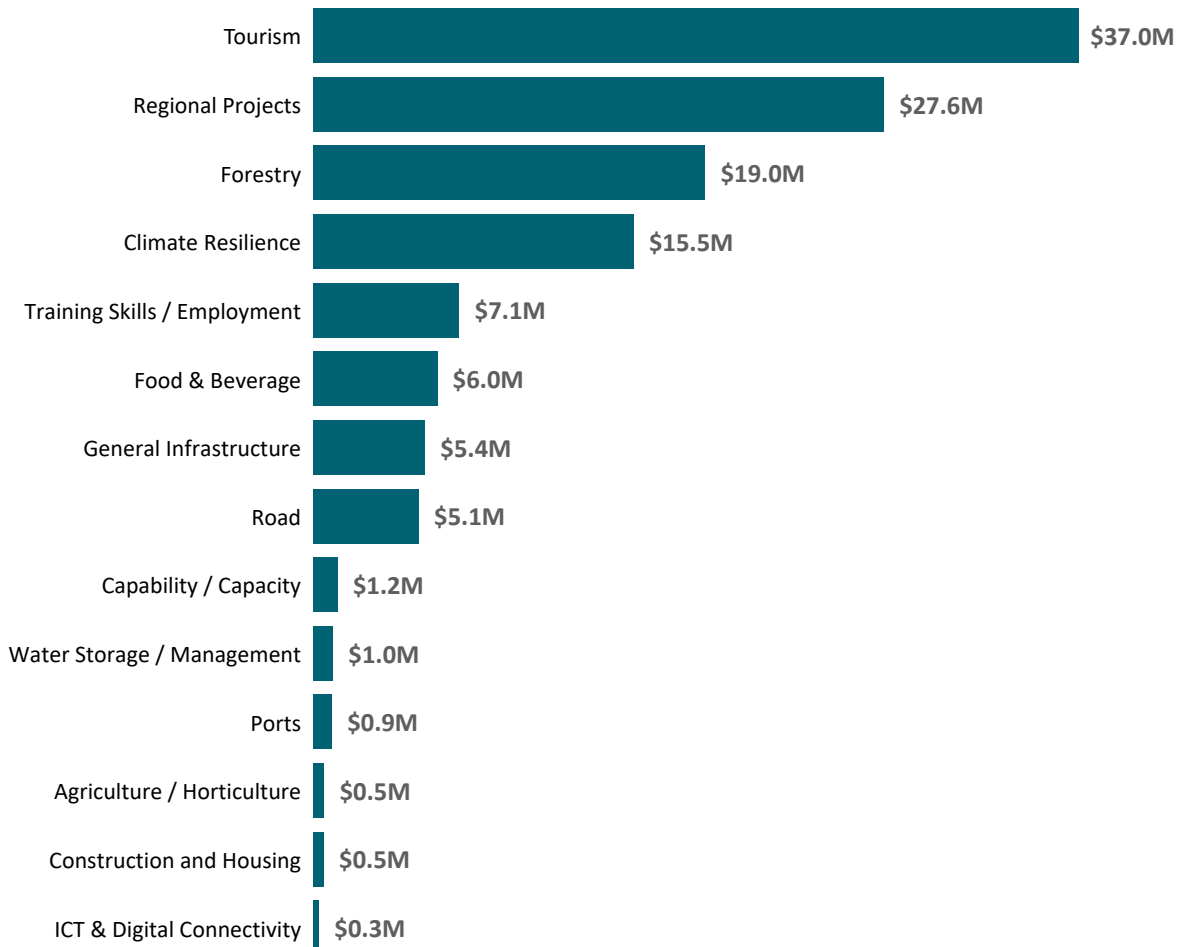
Largest Projects by Value

Title	Approved Funding
The Theatre Royal Upgrade and Heritage Facility Project	\$11,600,000.00
Riccarton Synthetic Race Track	\$10,500,000.00
Kaikōura Marine Development Programme - Part 1 Wakatu Quay	\$10,180,000.00
Ōpuke Thermal Pools and Spa	\$7,500,000.00
Environment Canterbury CRP - Region wide river berm transition project	\$7,068,807.00

Largest Co-Funded Projects

Title	Total Co-Funding
Plant-based Beverages	\$98,000,000.00
The Theatre Royal Upgrade and Heritage Facility Project	\$45,500,000.00
Hanmer Springs Tourism Package	\$10,800,000.00
Fraser Park Redevelopment	\$7,908,748.00
Ōpuke Thermal Pools and Spa	\$7,500,000.00

Investment in the Canterbury by Sector



Completed Projects

113

Active Projects

78

Approved Funding

\$126.9M

Contracted Funding

\$126.5M

Total Funding Paid

\$91.5M

Total Co-Funding

\$193.8M

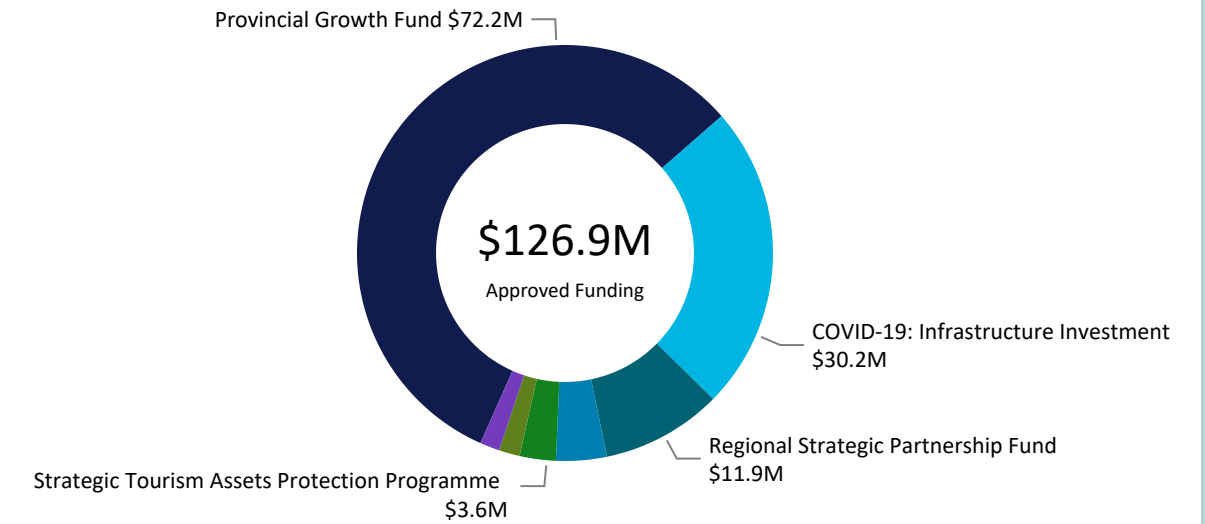
Total Job Number

194

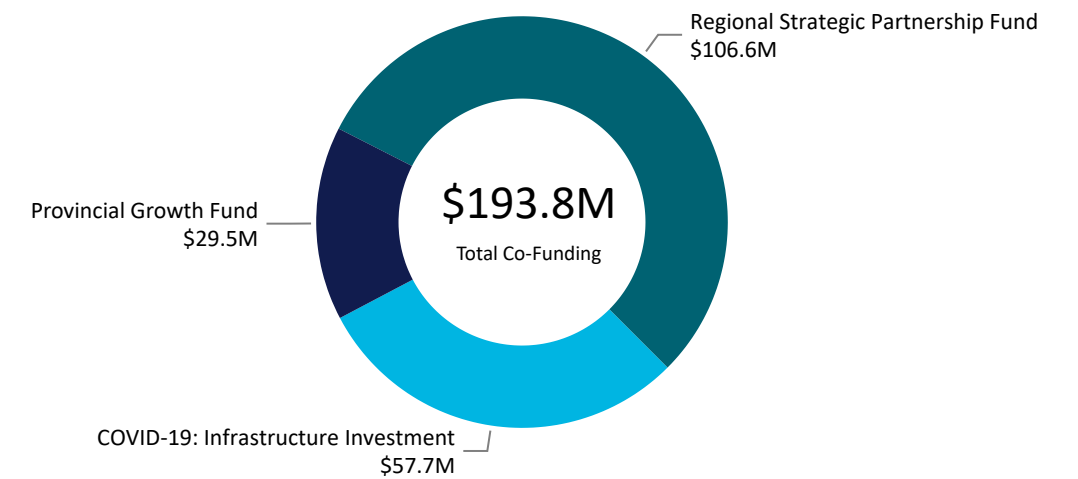
Projects Due To Complete In The Next Year

4

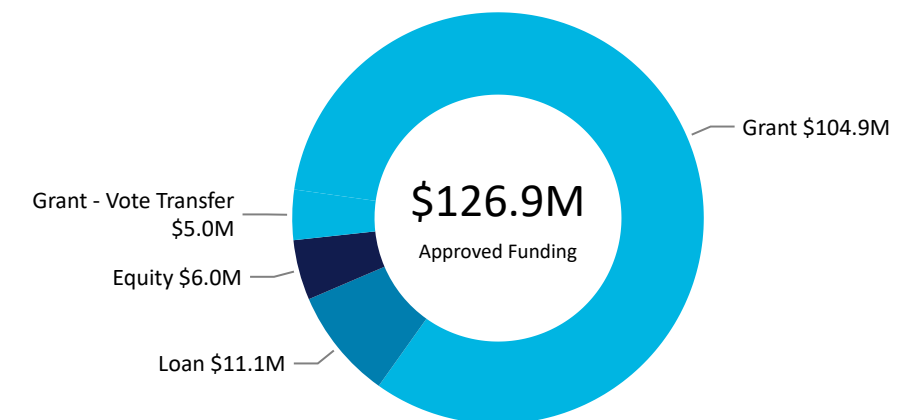
Investment by Fund for the Canterbury Region



Co-Funding for the Canterbury Region by Fund



Investment in the Canterbury by Funding Type



Investment in the Chatham Islands Region

Region

Chatham Islands

Largest Projects by Value

Title	Approved Funding
Chatham Islands Renewable Energy Project	\$10,000,000.00
Chatham Island Rural Broadband Initiative/Mobile Black Spots Fund	\$6,087,730.00
Re-cloaking Rēkohu/Chatham Island and Rangihau/Pi Island Project	\$2,495,500.00
Chatham Islands Digital Connectivity Programme	\$1,600,000.00
Chatham Islands Digital Connectivity Programme (Small Scale Infrastructure)	\$1,000,000.00

Largest Co-Funded Projects

Title	Total Co-Funding
Economic Development through Tourism Chatham Islands	\$374,725.00

Completed Projects

12

Active Projects

5

Approved Funding

\$24.3M

Contracted Funding

\$24.3M

Total Funding Paid

\$12.7M

Total Co-Funding

\$0.4M

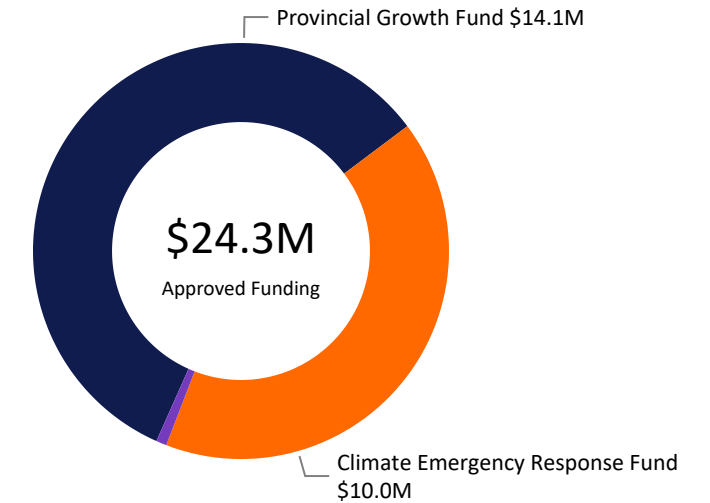
Total Job Number

25

Projects Due To Complete In The Next Year

0

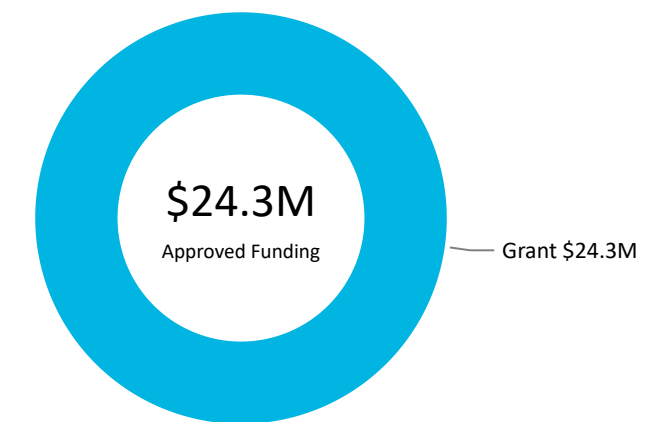
Investment by Fund for the Chatham Islands Region



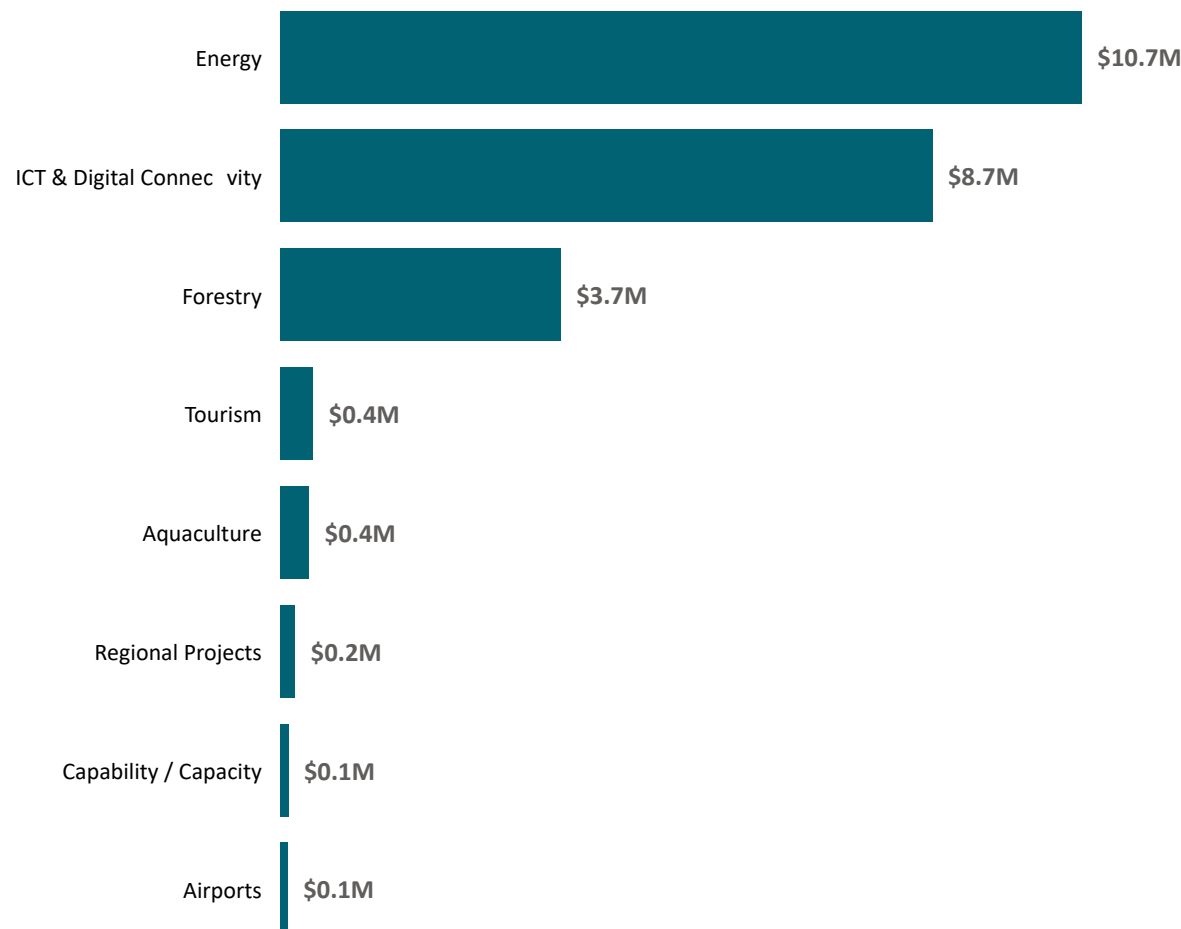
Co-Funding for the Chatham Islands Region by Fund



Investment in the Chatham Islands by Funding Type



Investment in the Chatham Islands by Sector



Investment in the Hawke's Bay Region

Region

Hawke's Bay

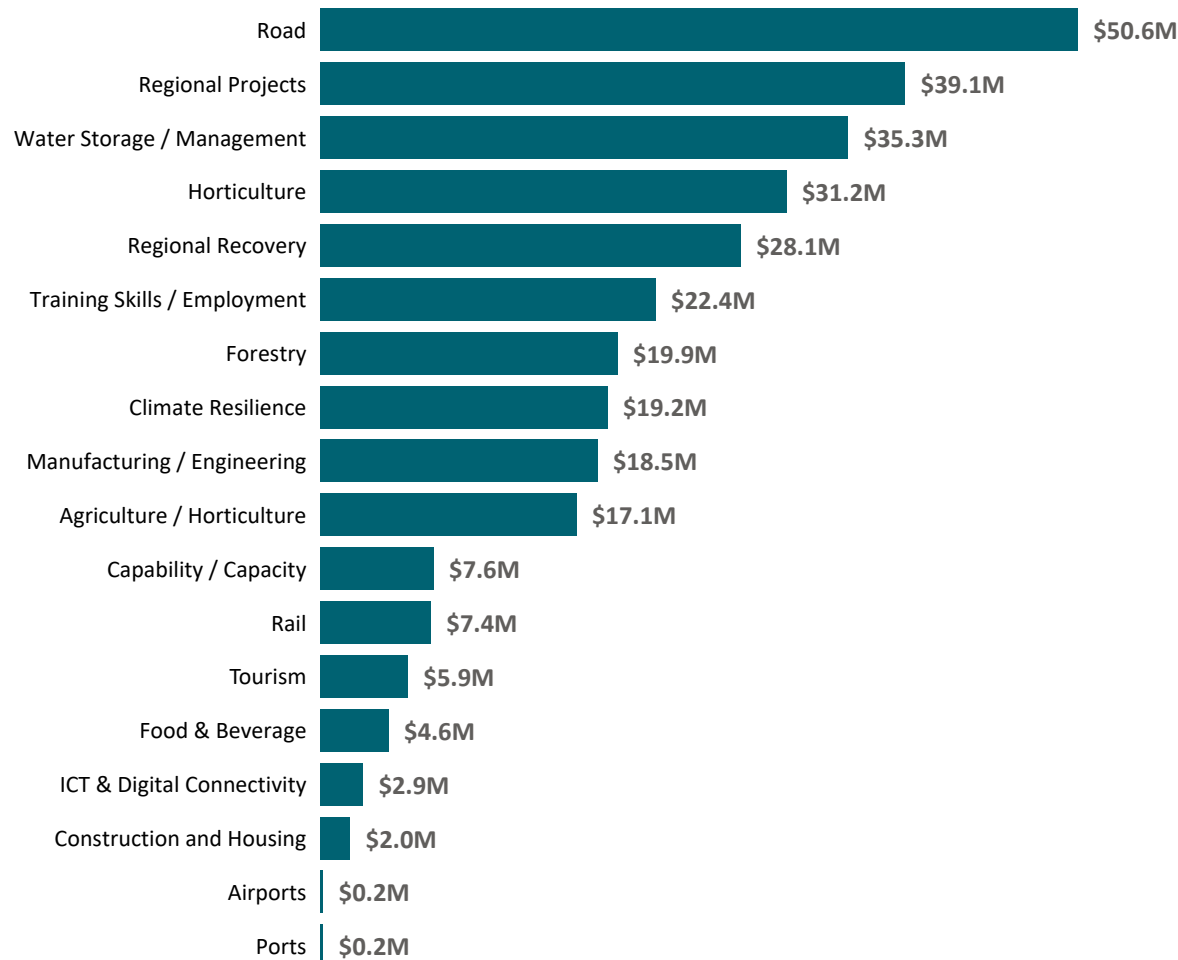
Largest Projects by Value

Title	Approved Funding
	\$21,714,458.00
Route 52: Waipukurau to Pōrangahau (Physical Works)	\$19,750,000.00
Robert Sykes - South Pacific Growers Limited	\$13,036,000.00
Hawke's Bay CRP - Heretaunga Plains Flood Control Scheme	\$12,800,000.00
Hawke's Bay Regional Water Security Programme - Central Hawke's Bay Water Storage Scheme (Loan 2)	\$12,200,000.00

Largest Co-Funded Projects

Title	Total Co-Funding
Penguin Green Arena Expansion	\$12,918,000.00
Hawke's Bay CRP - Heretaunga Plains Flood Control Scheme	\$7,200,000.00
Hawke's Bay Food Innovation Hub	\$6,030,000.00
Unlocking Wairoa's Horticultural Potential - Diversification of high-value flat land into horticulture	\$4,841,968.00
Hineuru Cherry Land Development Project	\$4,275,193.00

Investment in the Hawke's Bay by Sector



Completed Projects

192

Active Projects

58

Approved Funding

\$312.1M

Contracted Funding

\$275.8M

Total Funding Paid

\$222.0M

Total Co-Funding

\$83.0M

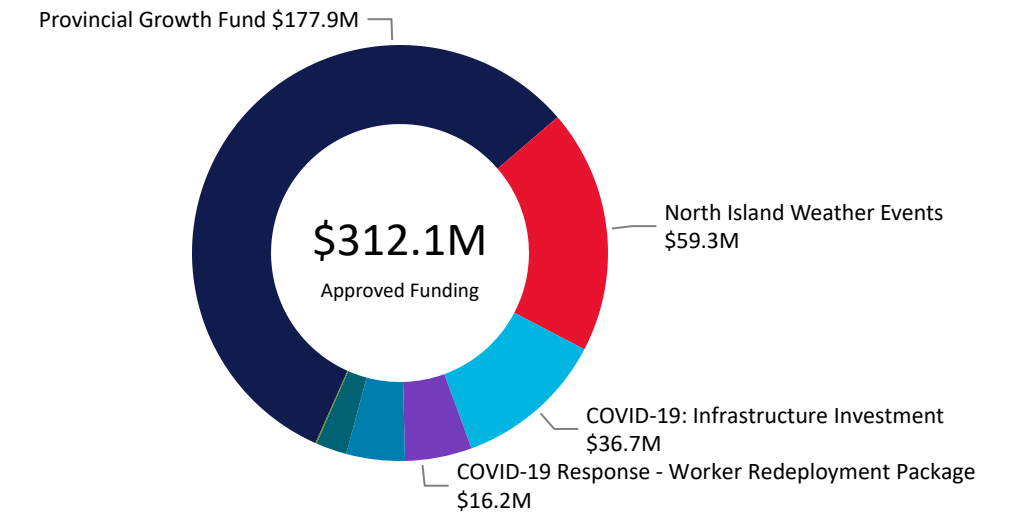
Total Job Number

971

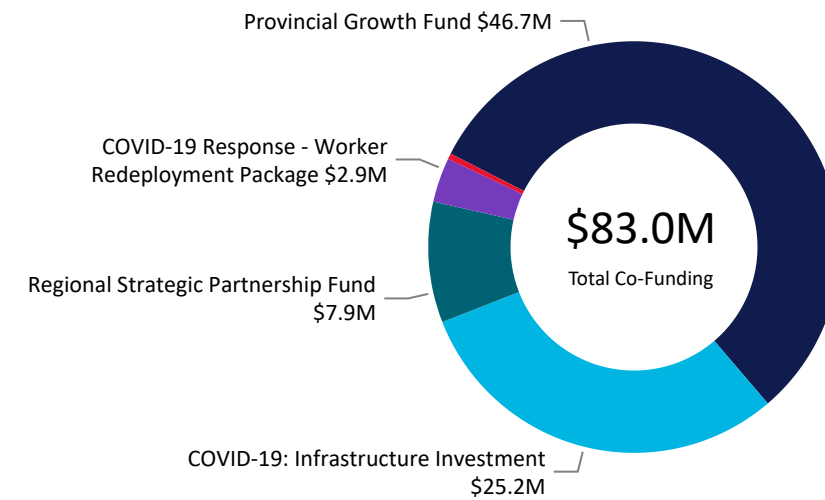
Projects Due To Complete In The Next Year

9


Investment by Fund for the Hawke's Bay Region



Co-Funding for the Hawke's Bay Region by Fund



Investment in the Hawke's Bay by Funding Type



Investment in the Kāpi Region

Region

Kāpi

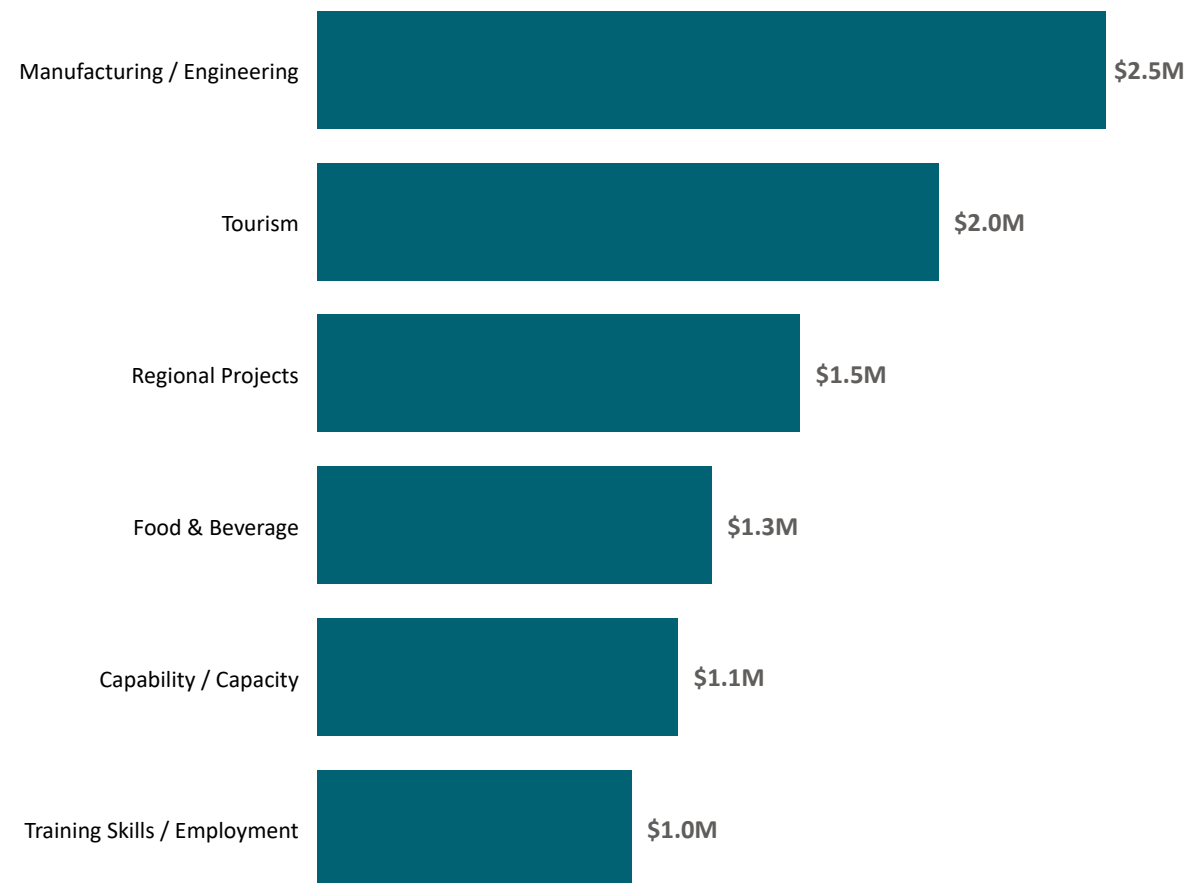
Largest Projects by Value

Title	Approved Funding
Omeo Technology- Acceleration Project	\$2,500,000.00
	\$1,250,000.00
	\$1,115,000.00
	\$995,000.00

Largest Co-Funded Projects

Title	Total Co-Funding
Omeo Technology- Acceleration Project	\$2,500,000.00
Kāpi Gateway	\$2,230,000.00
Māoriland Hub Refurbishment, Ōtaki	\$2,220,000.00
Sustainable Foods Limited	\$2,000,000.00
	\$340,000.00

Investment in the Kāpi by Sector



Completed Projects

13

Active Projects

1

Approved Funding

\$9.4M

Contracted Funding

\$9.4M

Total Funding Paid

\$8.8M

Total Co-Funding

\$9.7M

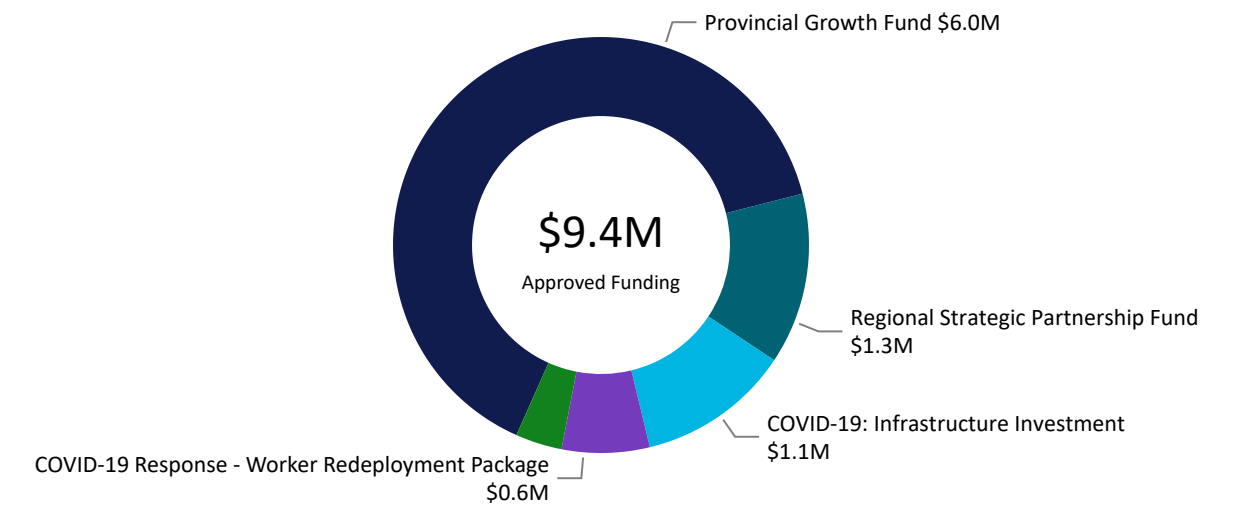
Total Job Number

85

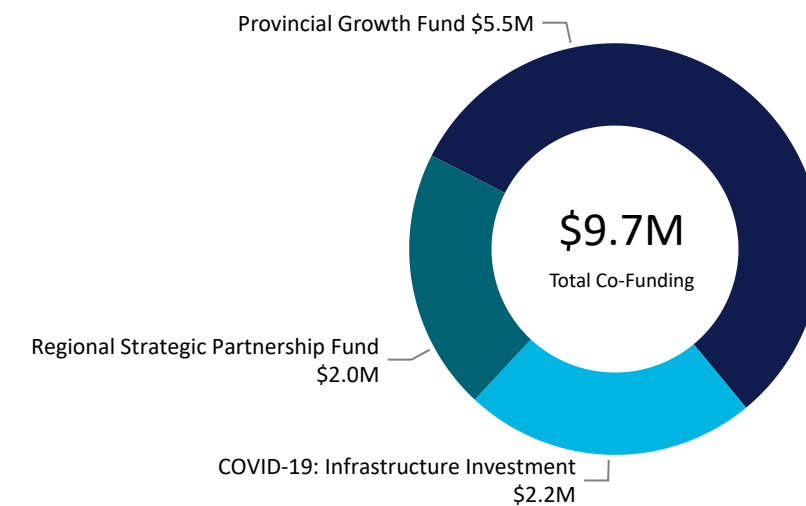
Projects Due To Complete In The Next Year

1

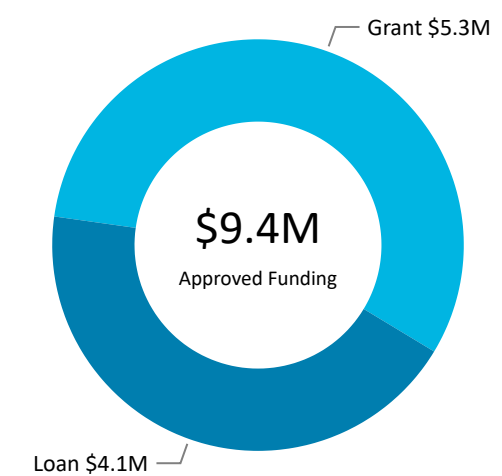
Investment by Fund for the Kāpi Region



Co-Funding for the Kāpi Region by Fund



Investment in the Kāpi by Funding Type



Investment in the Manawatū-Whanganui/Horowhenua Region

Region

Manawatū-Whanganui/
Horowhenua

Largest Projects by Value

Title	Approved Funding
Central North Island Regional Growth Hub	\$40,000,000.00
Whanganui Port Revitalisa on Infrastructure	\$17,500,000.00
Boundary Central Hawkes Bay to Weber	\$16,600,000.00
Sarjeant Gallery Te Whare o Rehua Whanganui Redevelopment: Revi lisa on of a key regional tourism asset.	\$12,000,000.00
Sarjeant Gallery	\$11,600,000.00

Largest Co-Funded Projects

Title	Total Co-Funding
Horowhenua Business Park Infrastructure	\$50,950,000.00
Sarjeant Gallery	\$31,400,000.00
Whanganui Port Revitalisa on Infrastructure	\$18,536,000.00
Lower Whanganui River Training Structures	\$7,500,000.00
Q-West Boat Builders - Marine New Build, Refit, Repair and Maintenance Precinct	\$5,700,000.00

Completed Projects

147

Active Projects

62

Approved Funding

\$316.4M

Contracted Funding

\$291.6M

Total Funding Paid

\$232.6M

Total Co-Funding

\$161.2M

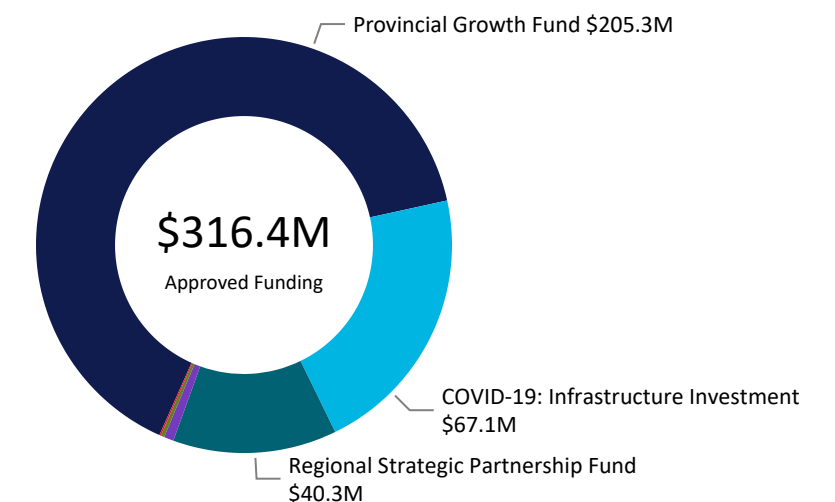
Total Job Number

1,531

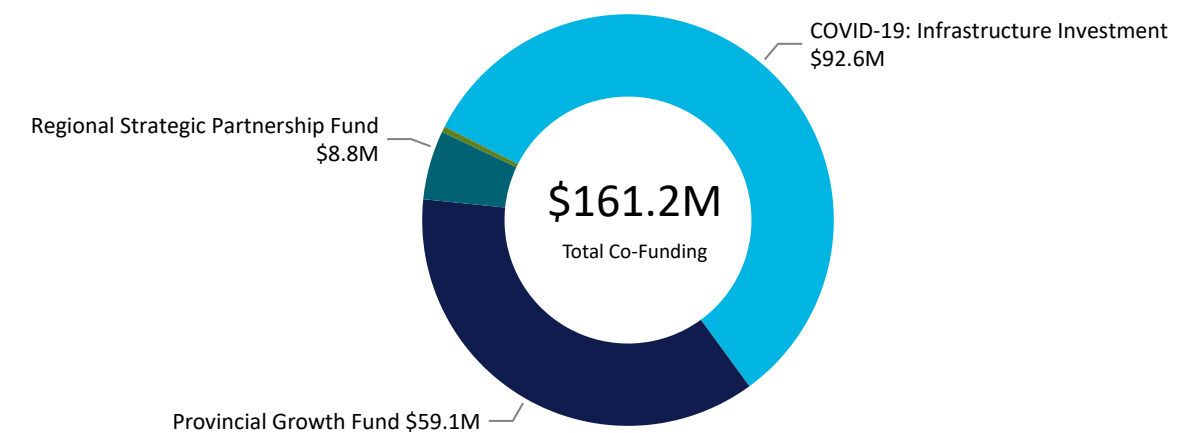
Projects Due To Complete In The Next Year

11

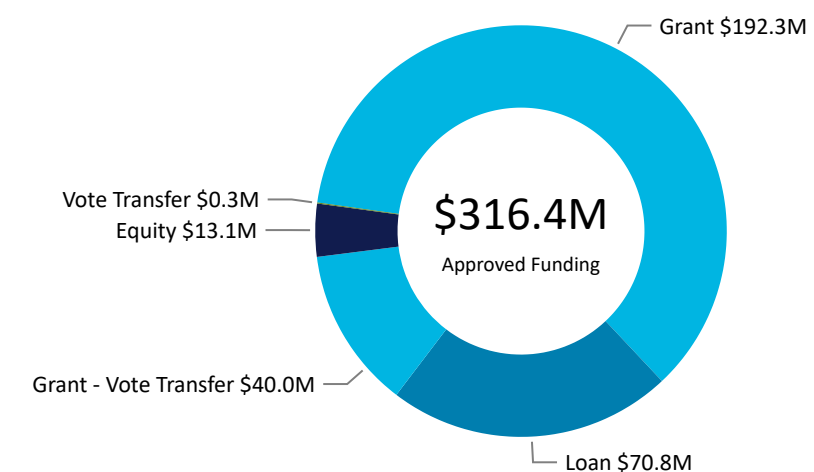
Investment by Fund for the Manawatū-Whanganui/Horowhenua Region



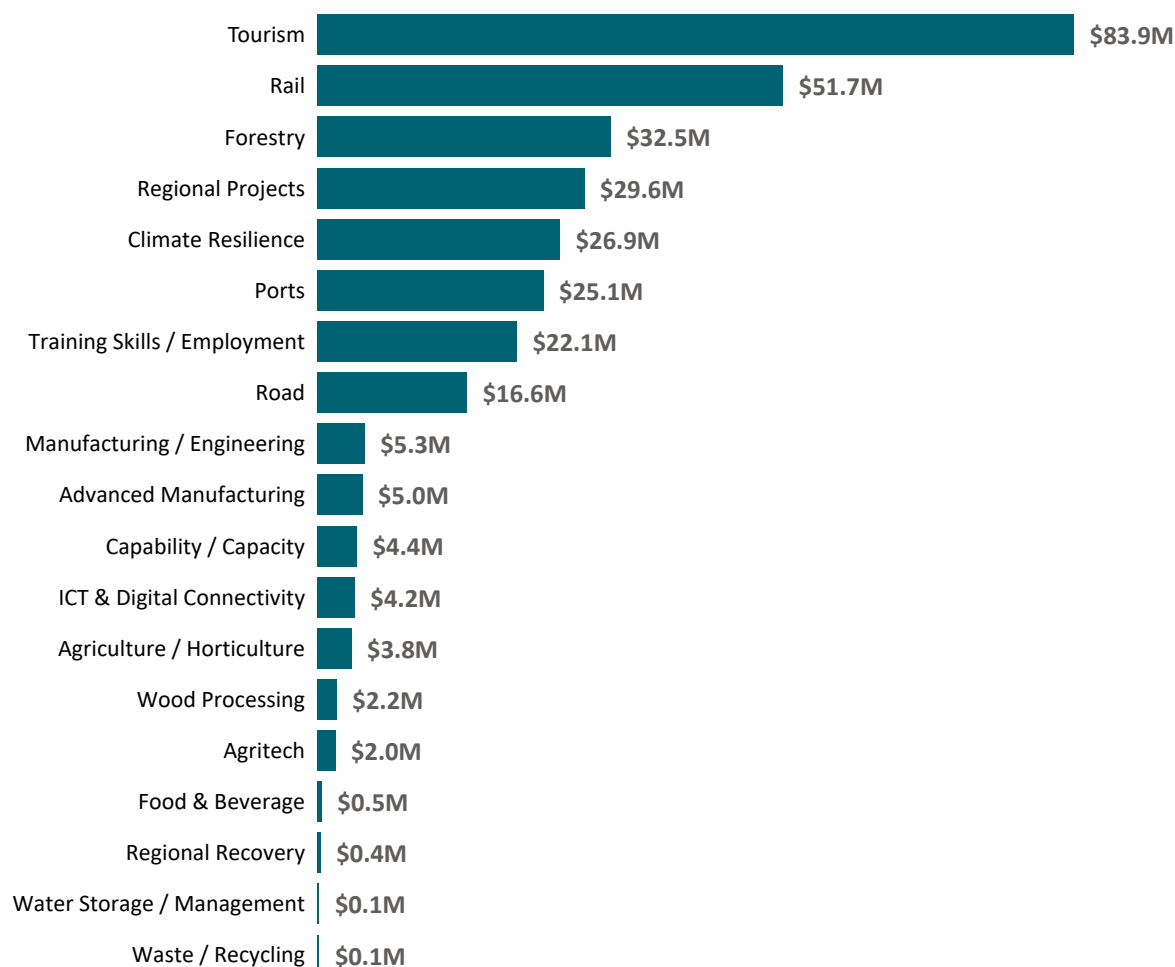
Co-Funding for the Manawatū-Whanganui/Horowhenua Region by Fund



Investment in the Manawatū-Whanganui/Horowhenua by Funding Type



Investment in the Manawatū-Whanganui/Horowhenua by Sector



Investment in the Otago Region

Region

Otago

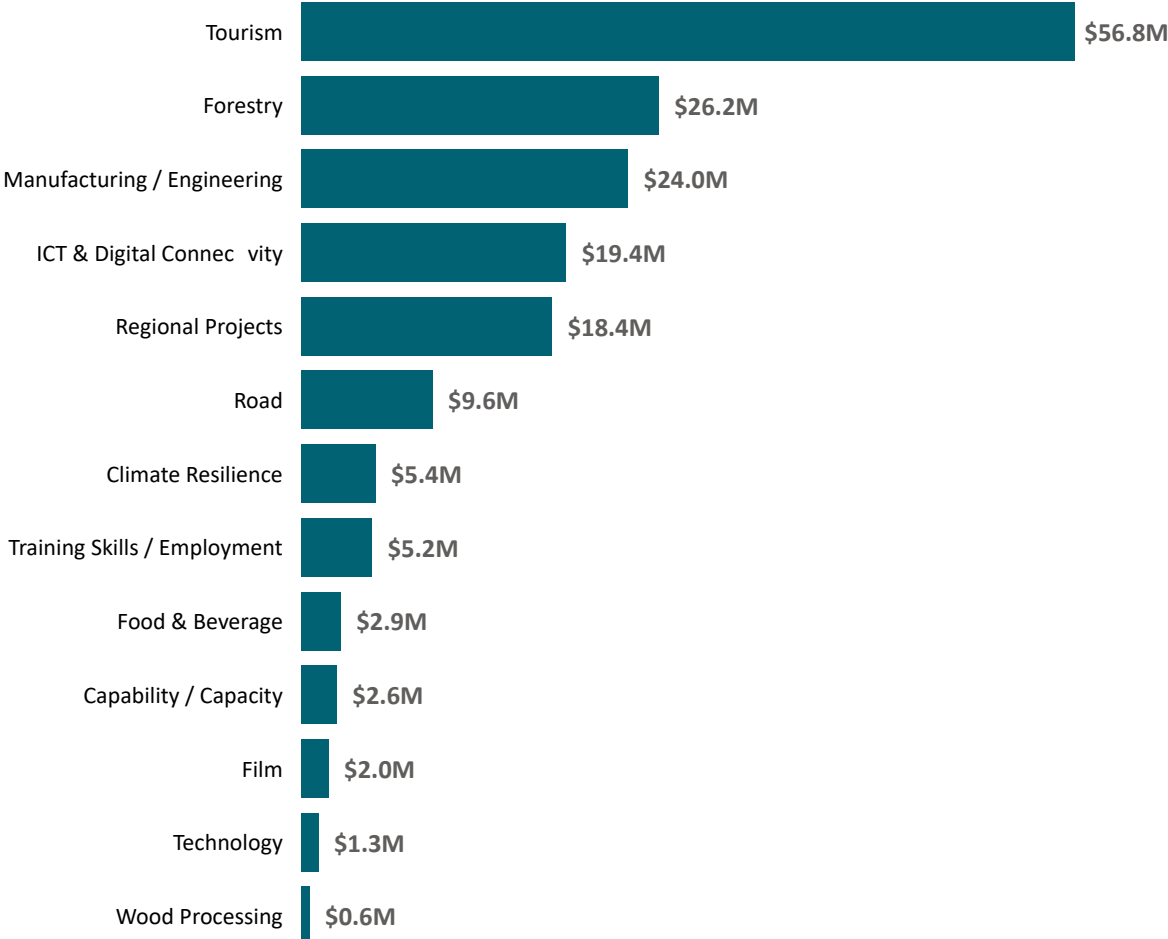
Largest Projects by Value

Title	Approved Funding
Kiwirail Dunedin Hillside Workshops	\$19,970,000.00
Accident Compensation Corporation	\$11,880,260.00
Centre for Digital Excellence	\$10,000,000.00
Clutha Community Hub	\$9,900,000.00
Fibre Links Otago	\$9,340,466.00

Largest Co-Funded Projects

Title	Total Co-Funding
Clutha Community Hub	\$16,294,164.00
Scapegrace Distillery Expansion - Phase two	\$11,576,145.00
Timber Offsite Manufacturing Factory in Cromwell – Residential and Commercial Construction	\$9,424,550.00
Halo Project – Source to Sea	\$3,400,000.00
Otago CRP - West Taieri Contour Channel and Bridges Upgrade	\$2,062,800.00

Investment in the Otago by Sector



Completed Projects

119

Active Projects

61

Approved Funding

\$174.5M

Contracted Funding

\$173.5M

Total Funding Paid

\$144.2M

Total Co-Funding

\$65.4M

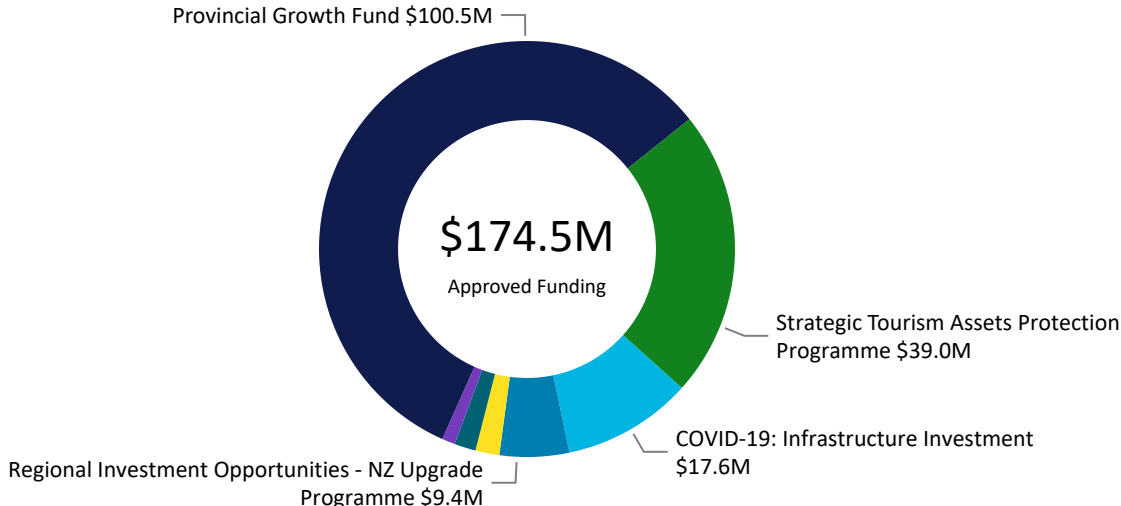
Total Job Number

611

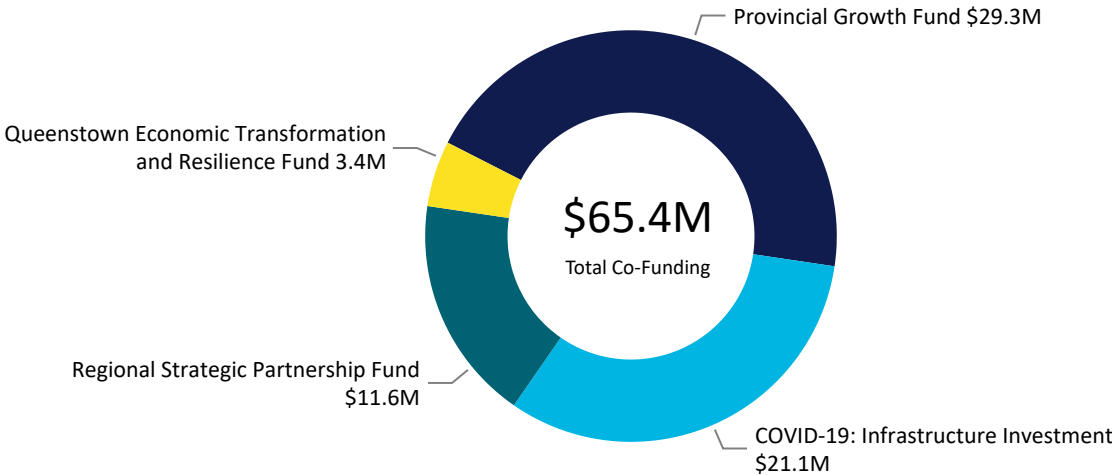
Projects Due To Complete In The Next Year

6


Investment by Fund for the Otago Region



Co-Funding for the Otago Region by Fund



Investment in the Otago by Funding Type



Investment in the Southland Region

Region

Southland

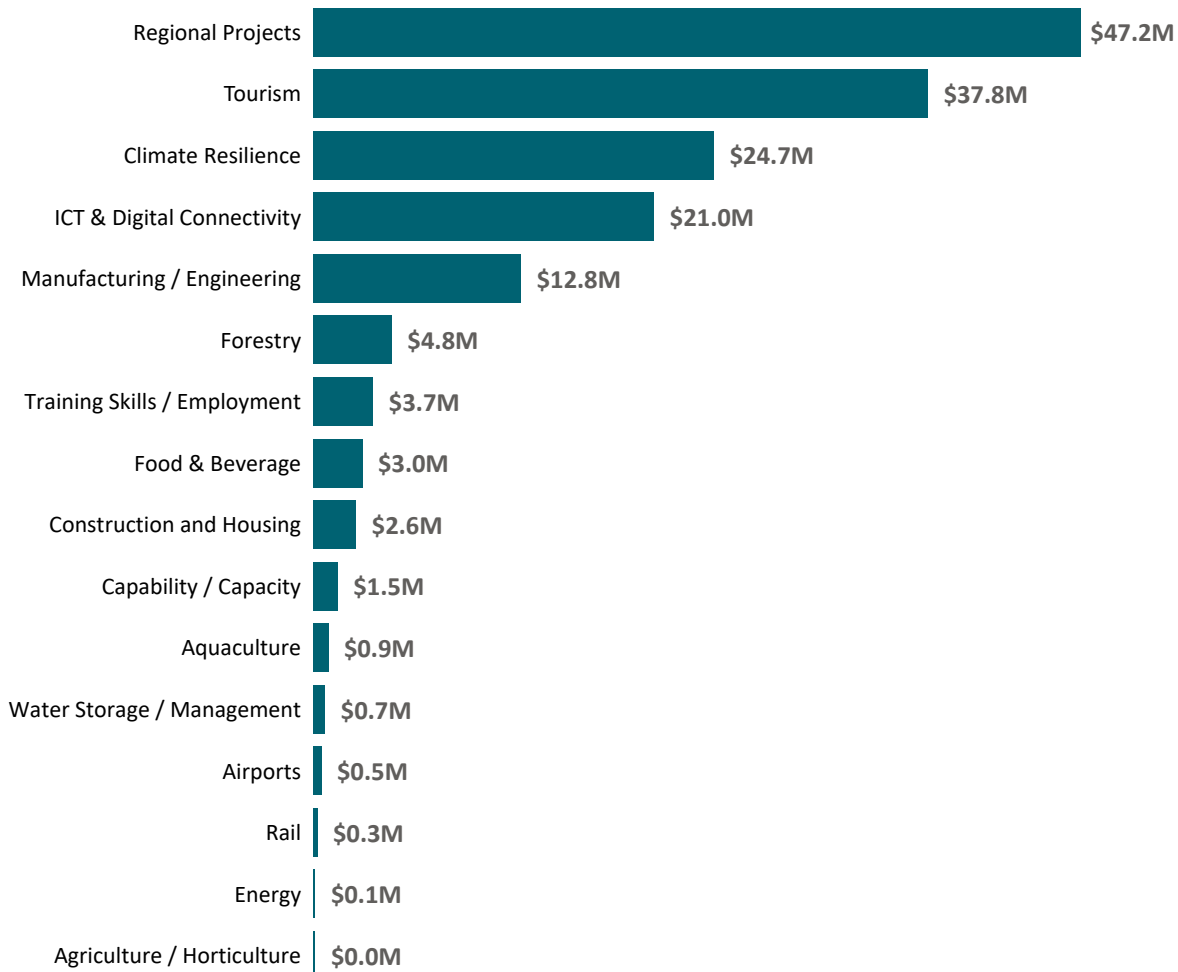
Largest Projects by Value

Title	Approved Funding
Invercargill – Our city for tomorrow	\$19,500,000.00
Invercargill Climate Resilience Programme (CRP) - Stead Street Stop Bank - Upgrade	\$10,800,000.00
Murihiku Marae Redevelopment	\$10,125,000.00
Milford Highway Fibre Connection	\$10,100,000.00
Invercargill Inner City Redevelopment	\$10,000,000.00
Milford Fibre Link	\$10,000,000.00

Largest Co-Funded Projects

Title	Total Co-Funding
Invercargill – Our city for tomorrow	\$154,817,027.00
Environment Southland CRP - Stead Street Pump Station Replacement	\$8,917,228.15
Te Anau wastewater	\$8,000,000.00
Gore Public Library – Major Refurbishment	\$4,764,000.00
Invercargill Climate Resilience Programme (CRP) - Stead Street Stop Bank - Upgrade	\$4,700,000.00

Investment in the Southland by Sector



Completed Projects

81

Active Projects

37

Approved Funding

\$161.8M

Contracted Funding

\$161.0M

Total Funding Paid

\$151.1M

Total Co-Funding

\$210.8M

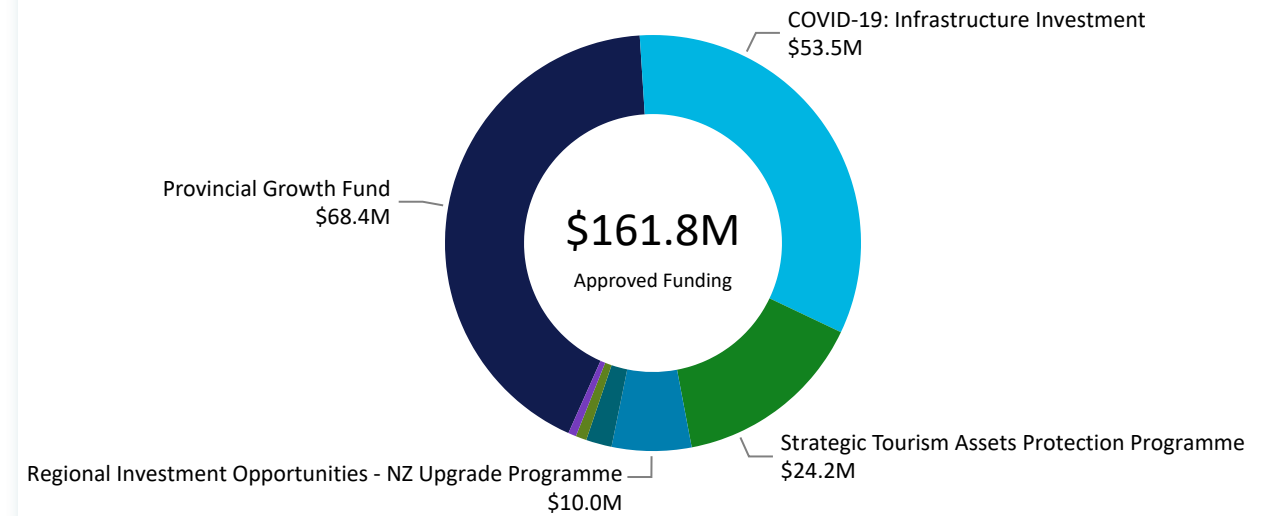
Total Job Number

331

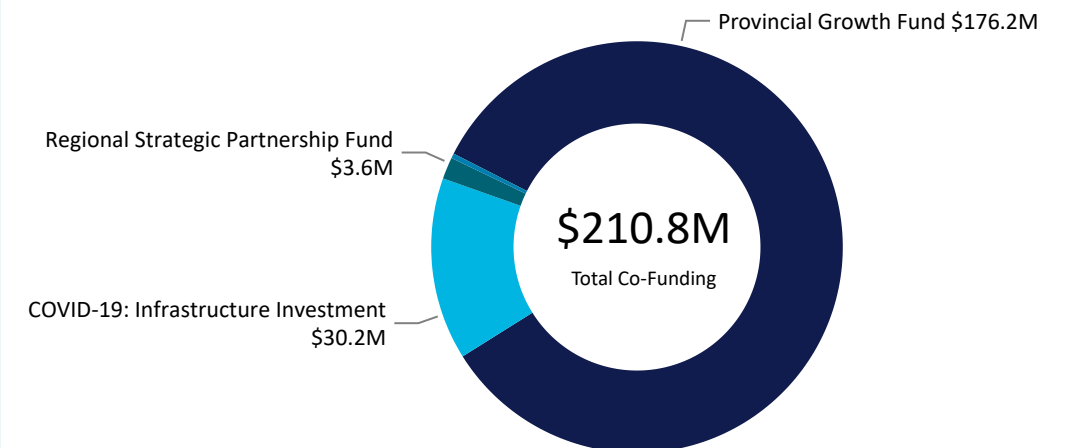
Projects Due To Complete In The Next Year

8

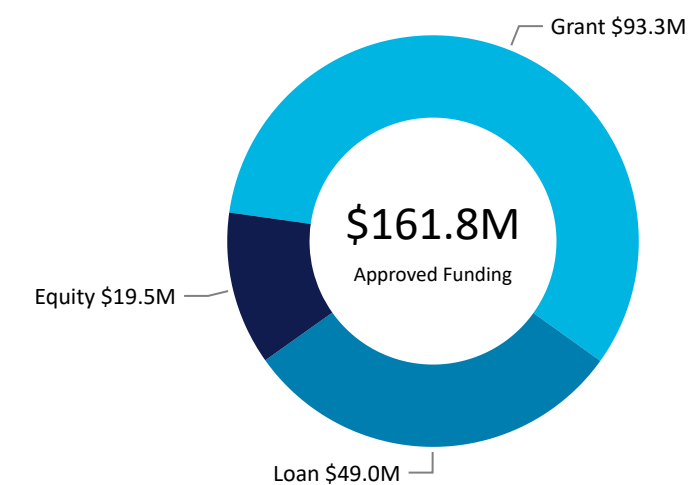
Investment by Fund for the Southland Region



Co-Funding for the Southland Region by Fund



Investment in the Southland by Funding Type



Investment in the Tai Tokerau/Northland Region

Region

Tai Tokerau/Northland

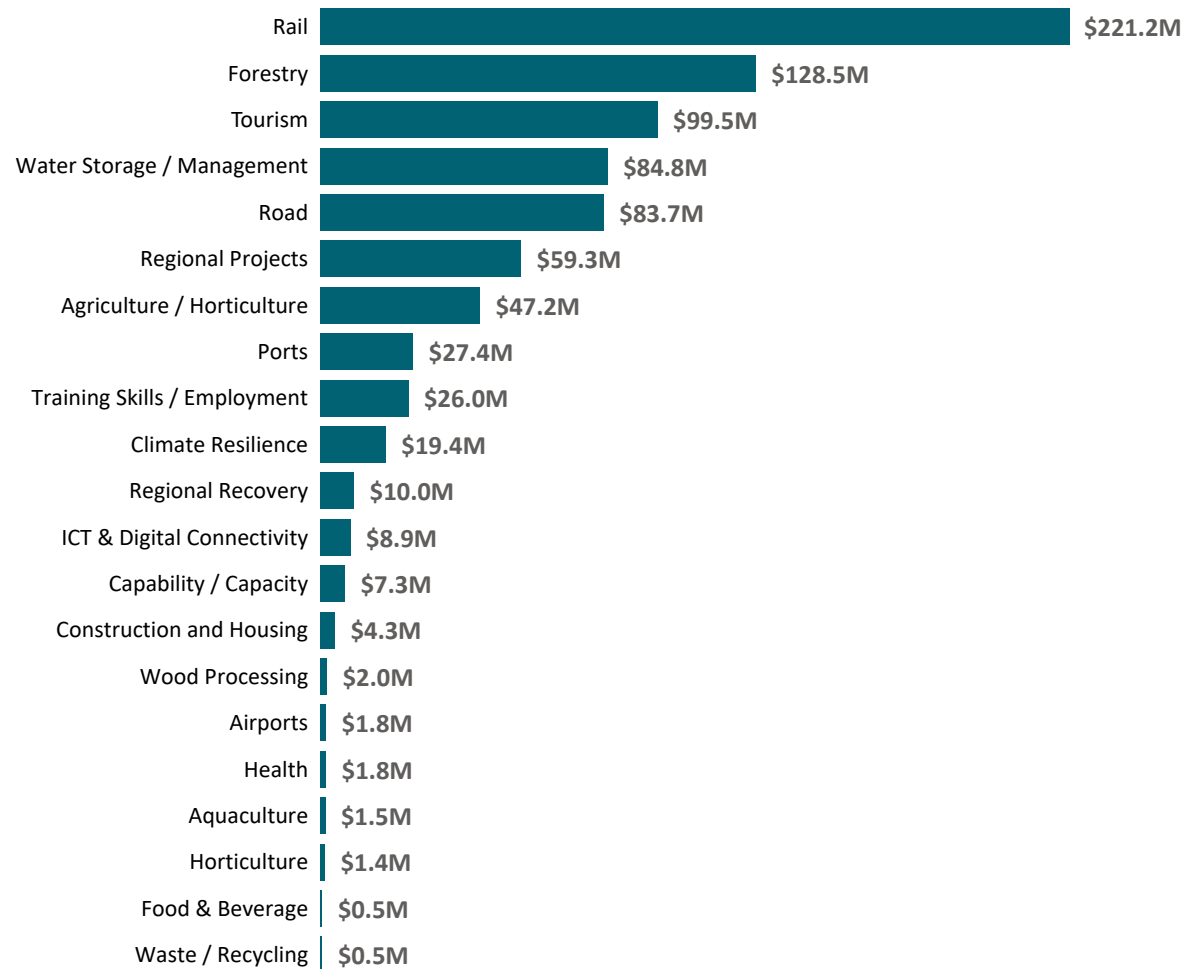
Largest Projects by Value

Title	Approved Funding
North Auckland Line Essential Works	\$178,500,000.00
Marsden Point Line Land Purchase	\$40,000,000.00
Northland Water Storage and Use - Kaipara Water Infrastructure	\$23,500,000.00
Ngā Hine Forestry Trust & Ruatangata Block	\$22,281,182.00
Ngāwhā Innovation & Enterprise Park	\$20,399,000.00

Largest Co-Funded Projects

Title	Total Co-Funding
Hundertwasser Arts Centre and Wairau Māori Art Gallery	\$15,577,000.00
Hihiaua Cultural Centre	\$14,175,000.00
Northern Adventure Experience	\$13,500,000.00
Ngāwhā Innovation & Enterprise Park	\$11,990,000.00
Visitor Facilities - Abbey Caves	\$11,963,370.00

Investment in the Tai Tokerau/Northland by Sector



Completed Projects

243

Active Projects

114

Approved Funding

\$836.7M

Contracted Funding

\$818.1M

Total Funding Paid

\$686.2M

Total Co-Funding

\$219.8M

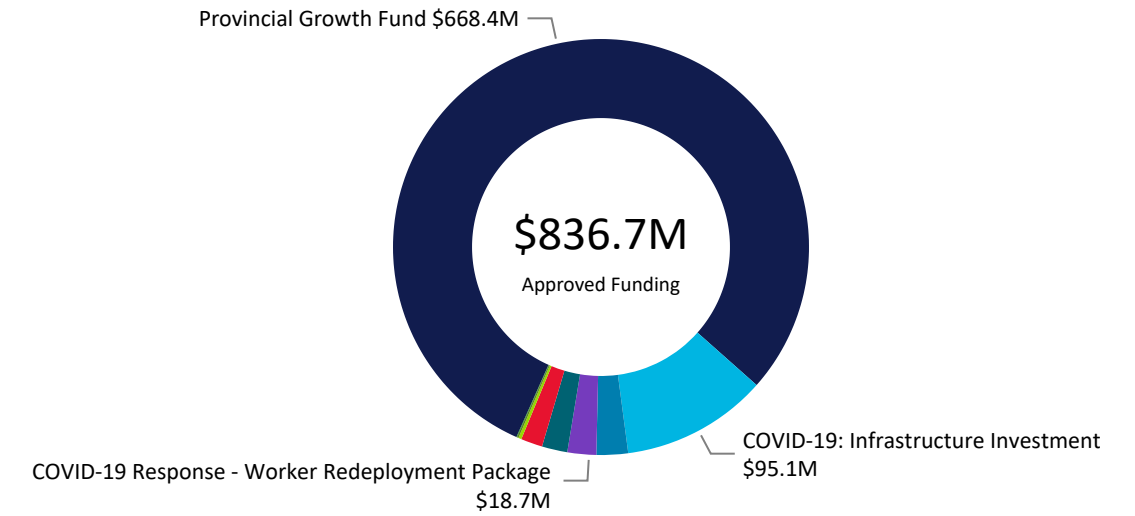
Total Job Number

2,800

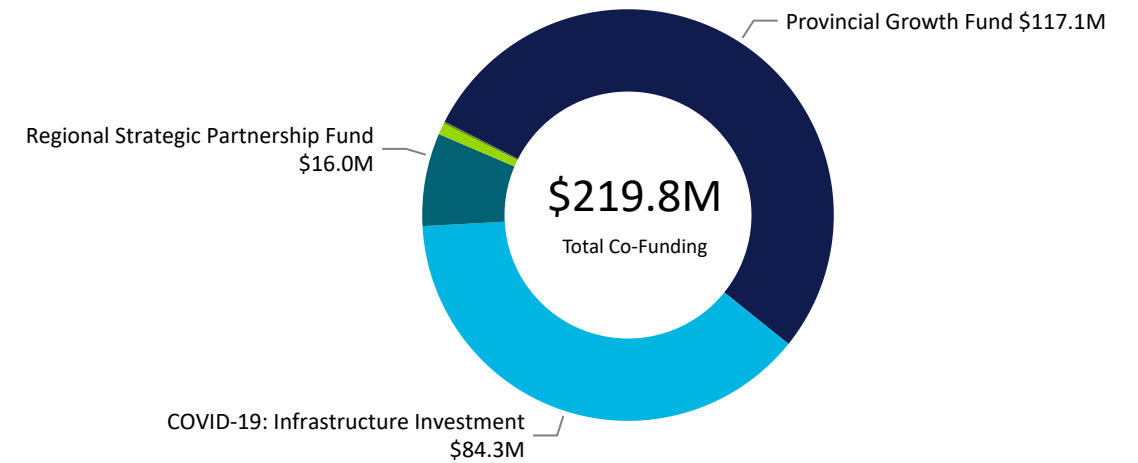
Projects Due To Complete In The Next Year

16

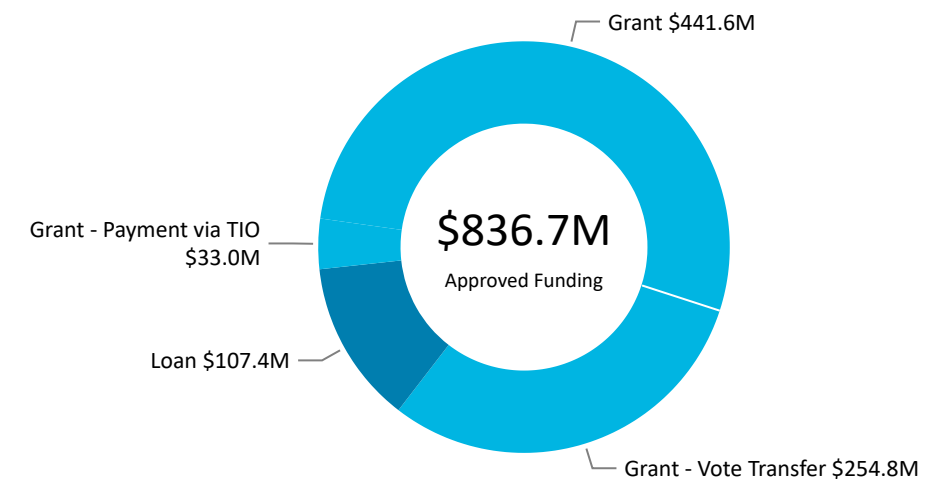
Investment by Fund for the Tai Tokerau/Northland Region



Co-Funding for the Tai Tokerau/Northland Region by Fund



Investment in the Tai Tokerau/Northland by Funding Type



Investment in the Tairāwhi /East Coast Region

Region

Tairāwhi /East Coast

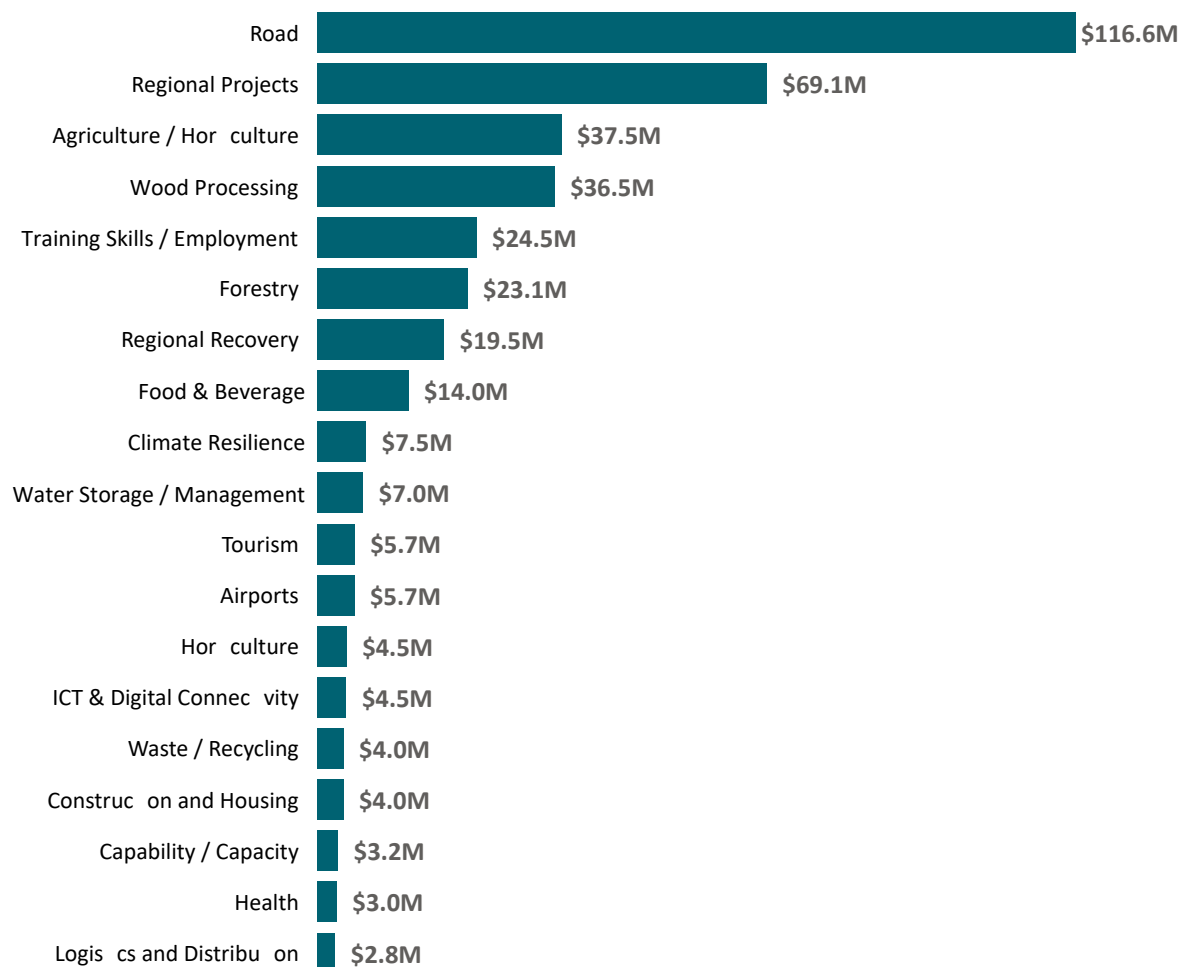
Largest Projects by Value

Title	Approved Funding
State Highway Package - SH35 - SH2 Passing Opportunities	\$30,050,000.00
Leaderbrand - Securing supply of quality fresh produce for New Zealand - PGF	\$17,000,000.00
Business Support Grants Programme - Tairāwhi	\$16,900,708.00
Tairāwhi Economic Support Package: Local Roading Maintenance Projects	\$14,582,000.00
State Highway Package - SH35 Route Security and resilience (Implementation)	\$13,500,000.00

Largest Co-Funded Projects

Title	Total Co-Funding
Post-Cyclone Gabrielle Loan Facility - Thos Corson Holdings Limited	\$11,000,000.00
Wood Engineering Technology - Acceleration of Manufacturing Capacity	\$10,300,000.00
Tairāwhi Roading Package	\$7,412,000.00
Tairāwhi Road Transport and Machinery - Recruitment and Training	\$7,410,800.00
Gisborne Airport Terminal Redevelopment	\$7,000,000.00

Investment in the Tairāwhiti/East Coast by Sector



Completed Projects

150

Active Projects

154

Approved Funding

\$392.5M

Contracted Funding

\$388.0M

Total Funding Paid

\$327.8M

Total Co-Funding

\$119.5M

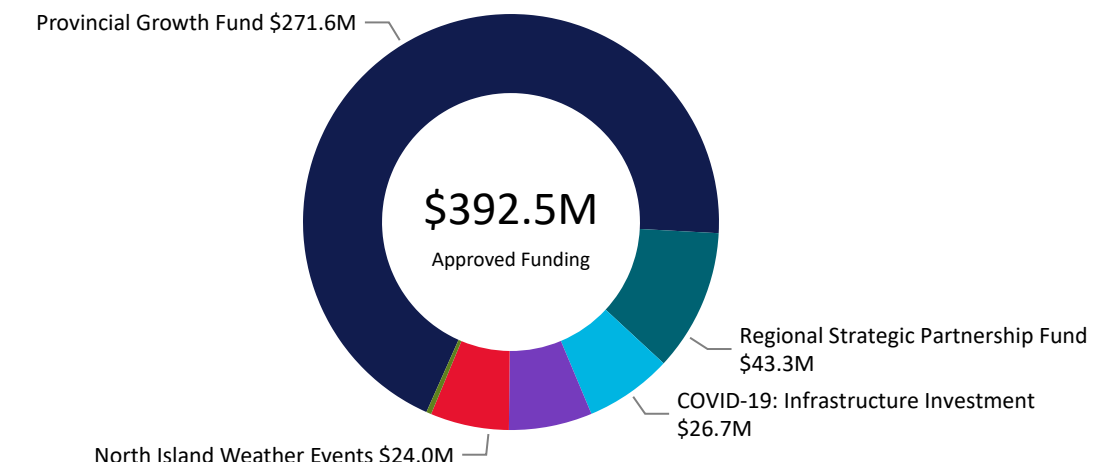
Total Job Number

1,147

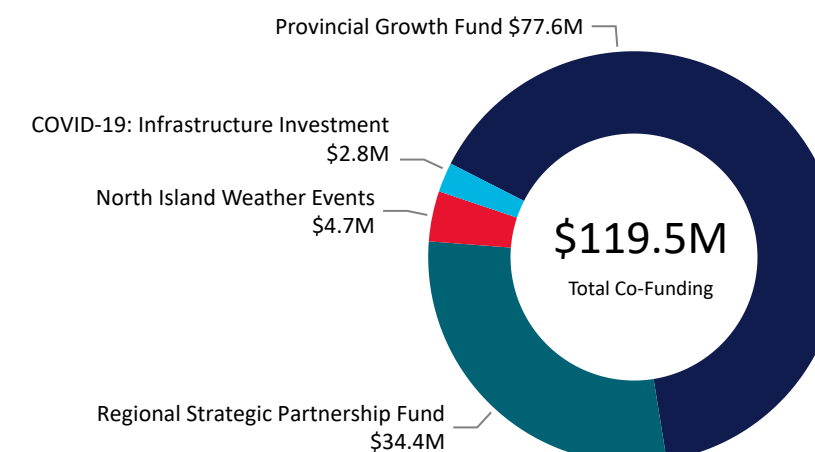
Projects Due To Complete In The Next Year

9

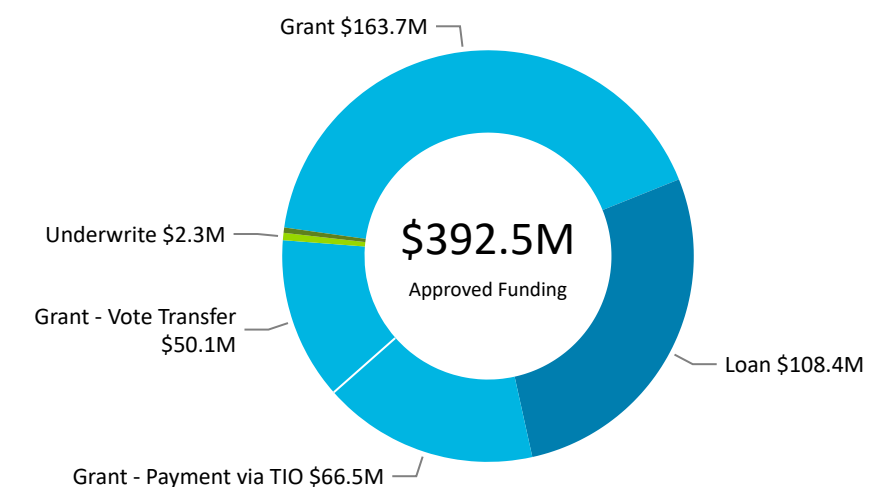
Investment by Fund for the Tairāwhiti/East Coast Region



Co-Funding for the Tairāwhiti/East Coast Region by Fund



Investment in the Tairāwhiti/East Coast by Funding Type



Investment in the Taranaki Region

Region

Taranaki

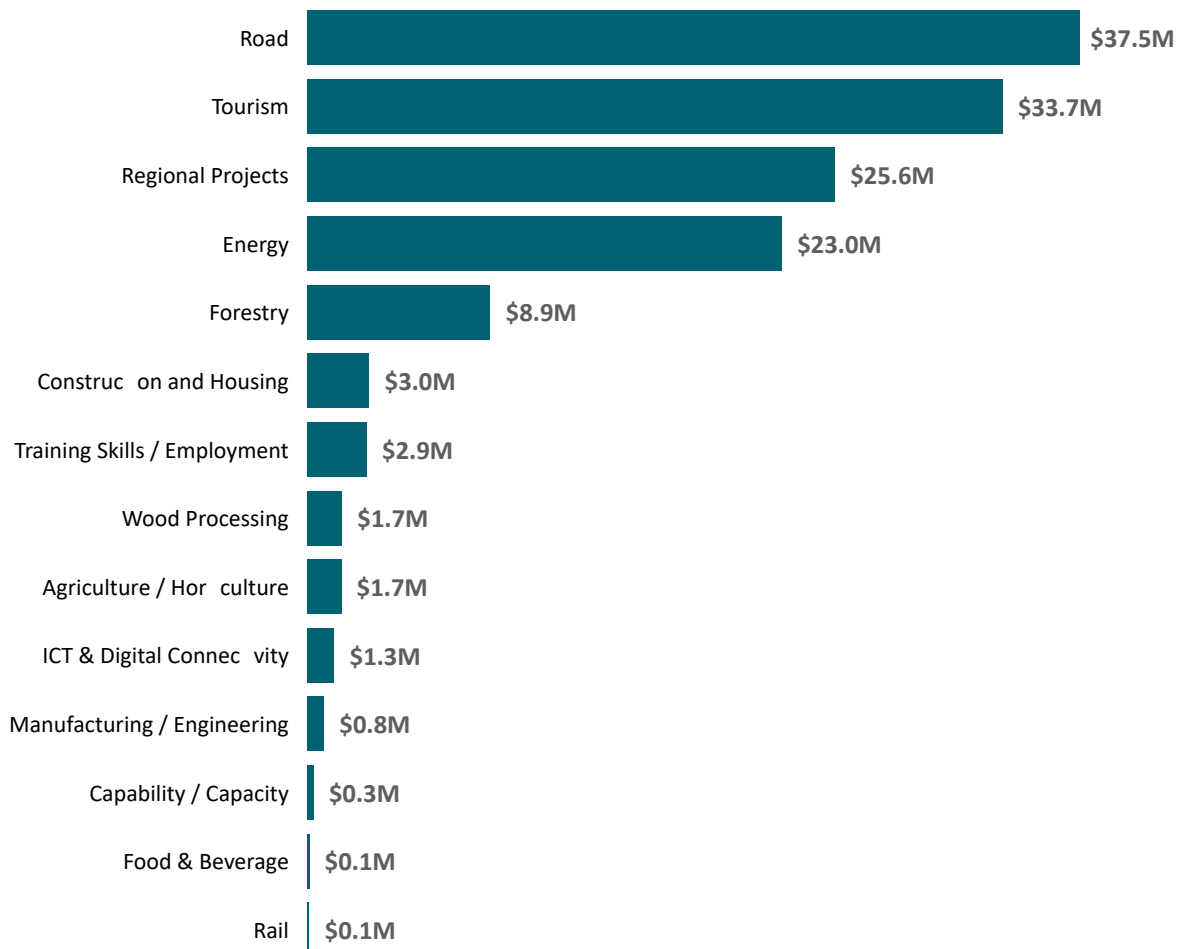
Largest Projects by Value

Title	Approved Funding
Hiringa - Renewable Power and Green Hydrogen Project	\$19,900,000.00
State Highway Package - State Highway 43 - Unlocking Taranaki's tourism potential	\$15,200,000.00
State Highway Package - SH 43 Forgo en World Highway Improvements	\$14,850,000.00
Parihaka Visitor Facilities	\$14,000,000.00
Tapuae Roa: Taranaki Crossing - Physical Works	\$10,300,000.00

Largest Co-Funded Projects

Title	Total Co-Funding
Te Ramanui o Ruapūtahanga - Library, Arts and Culture Centre	\$16,614,300.00
Replacement Indoor Aquatic Facility	\$13,500,000.00
Taranaki Cathedral Project	\$12,000,000.00
Parihaka Visitor Facilities	\$7,000,000.00
Nukumarua Station Road	\$5,140,000.00

Investment in the Taranaki by Sector



Completed Projects

77

Active Projects

25

Approved Funding

\$140.4M

Contracted Funding

\$118.5M

Total Funding Paid

\$69.5M

Total Co-Funding

\$72.1M

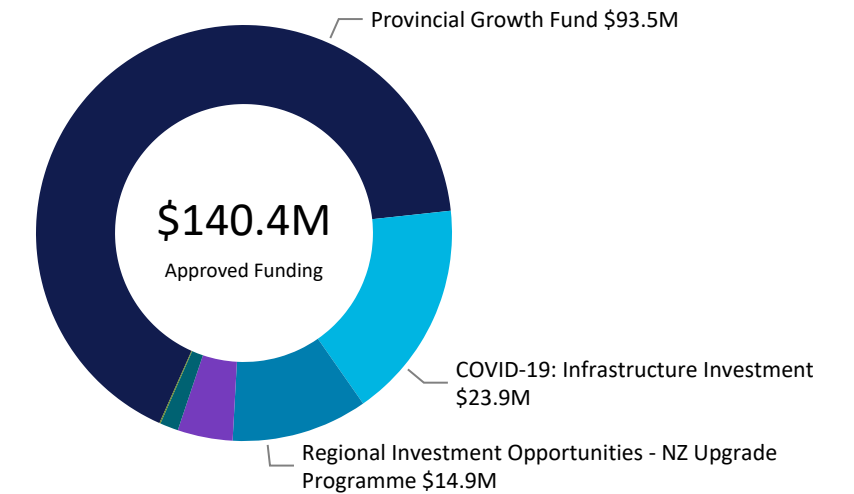
Total Job Number

511

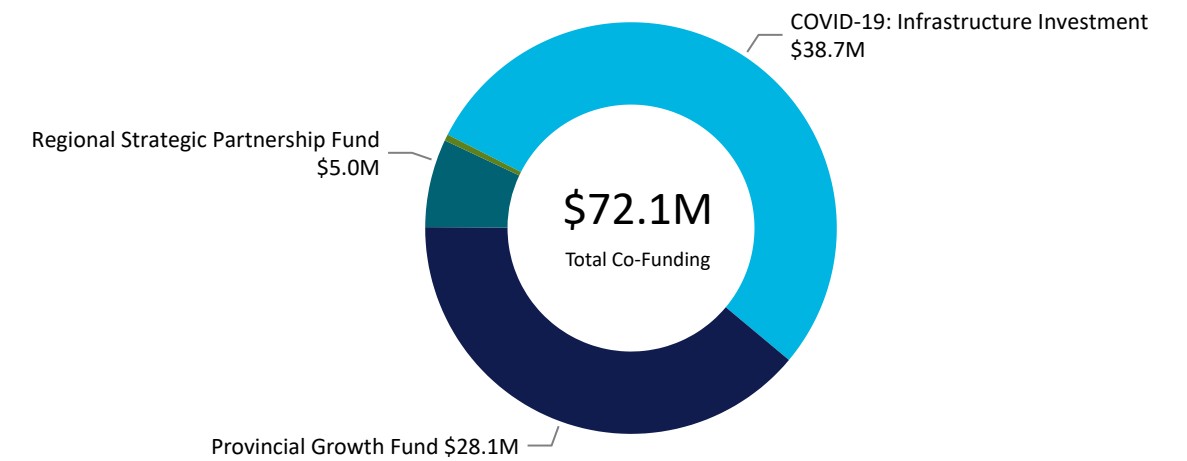
Projects Due To Complete In The Next Year

6

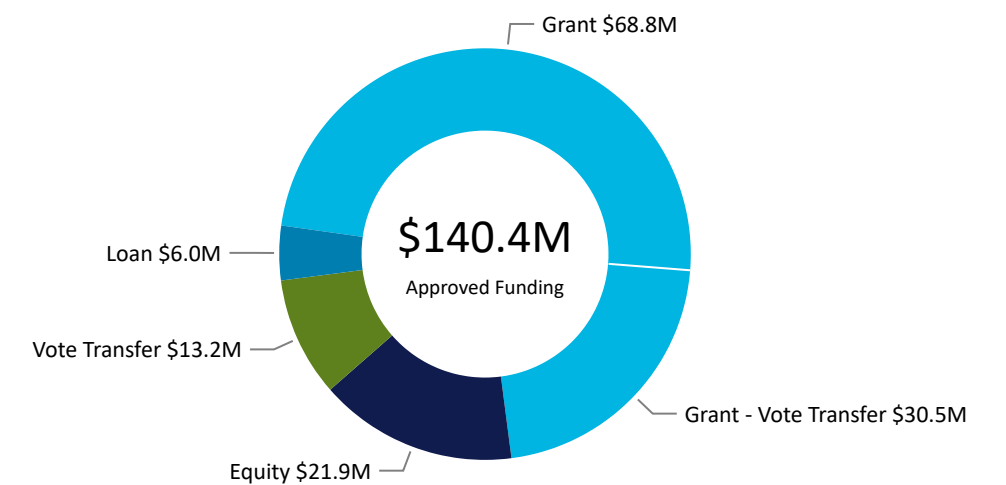
Investment by Fund for the Taranaki Region



Co-Funding for the Taranaki Region by Fund



Investment in the Taranaki by Funding Type



Investment in the Te Taihu/Top of the South Region

Region

Te Taihu/Top of the South

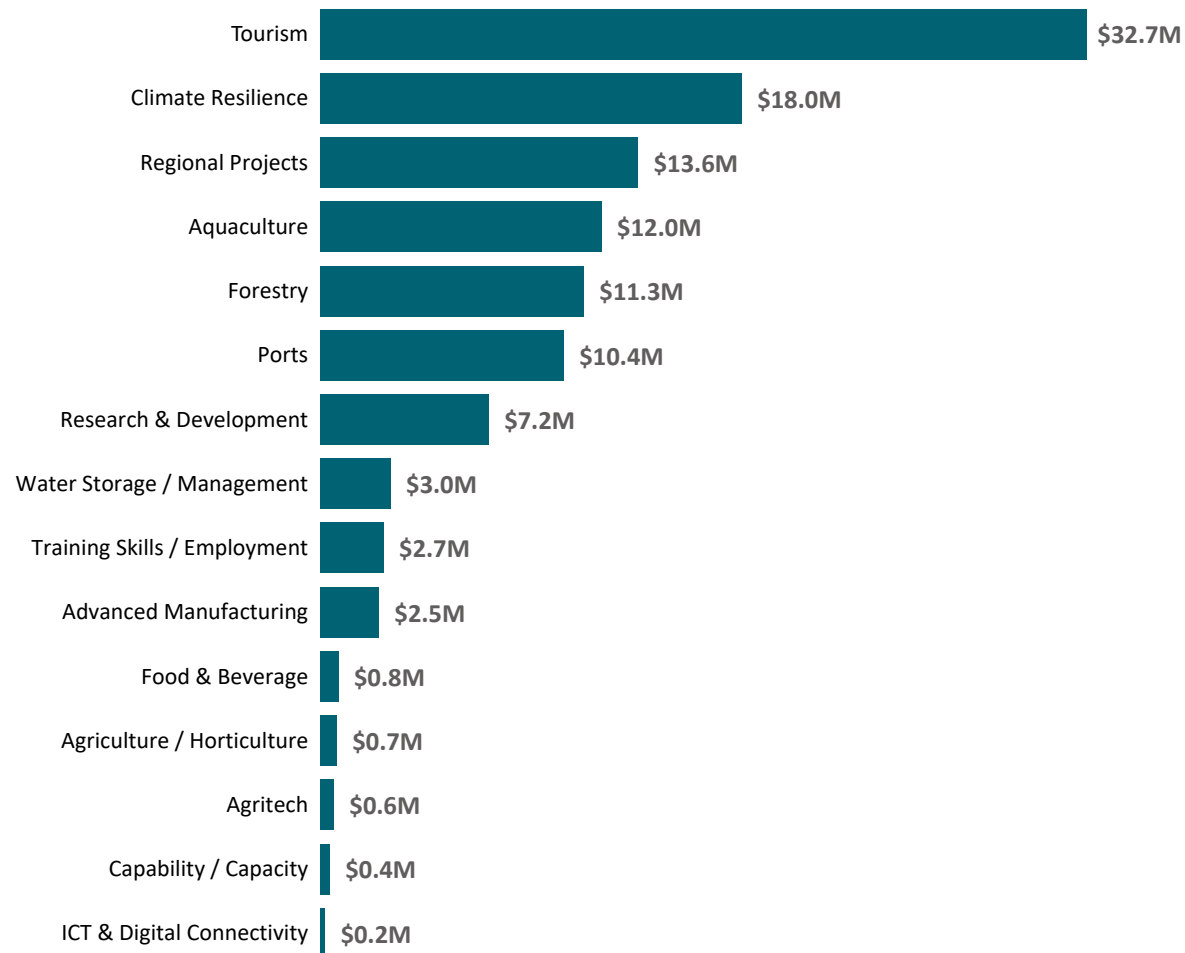
Largest Projects by Value

Title	Approved Funding
The Whale Trail	\$26,000,000.00
Blenheim Library/Art Gallery	\$11,000,000.00
Nelson Port Slipway	\$9,800,000.00
Nelson CRP - Saxton Creek Upgrade	\$7,500,000.00
Tasman CRP - Motueka River Refurbishment	\$7,500,000.00

Largest Co-Funded Projects

Title	Total Co-Funding
Nelson CRP - Saxton Creek Upgrade	\$20,220,638.00
Blenheim Library/Art Gallery	\$14,873,606.00
Nelson Port Slipway	\$10,100,000.00
Port Tarohe Upgrade Project	\$6,700,000.00
Te Whare a Wāina Aotearoa - New Zealand Wine Centre	\$3,800,000.00

Investment in the Te Taihu/Top of the South by Sector



Completed Projects

72

Active Projects

39

Approved Funding

\$116.0M

Contracted Funding

\$102.0M

Total Funding Paid

\$71.7M

Total Co-Funding

\$72.4M

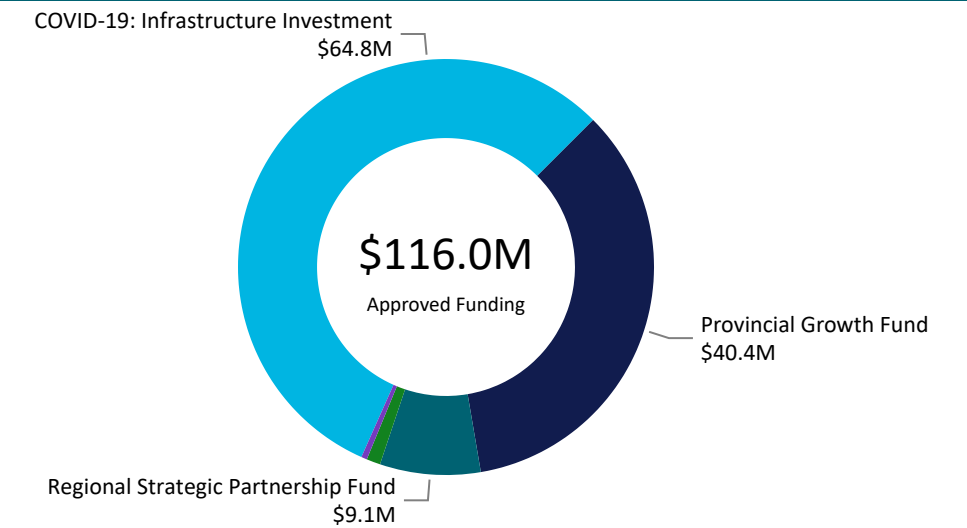
Total Job Number

334

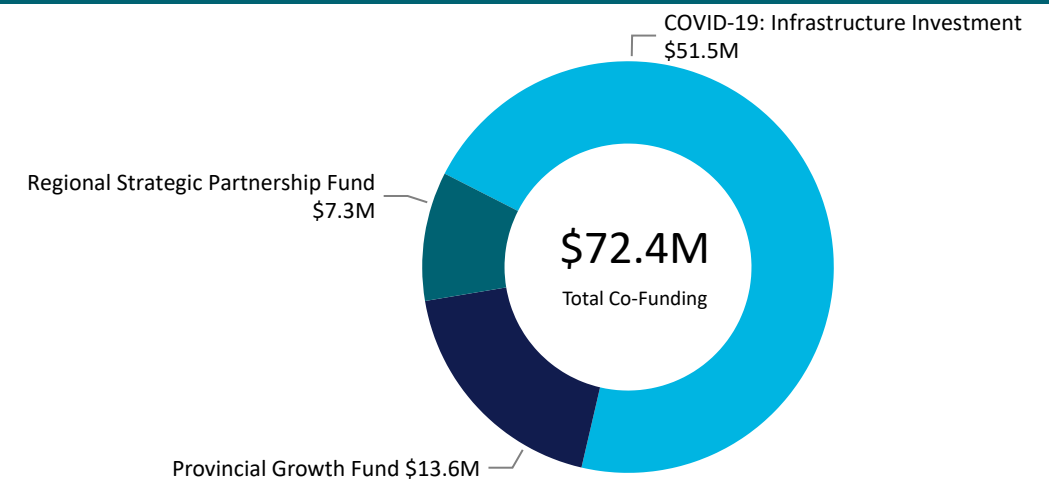
Projects Due To Complete In The Next Year

3

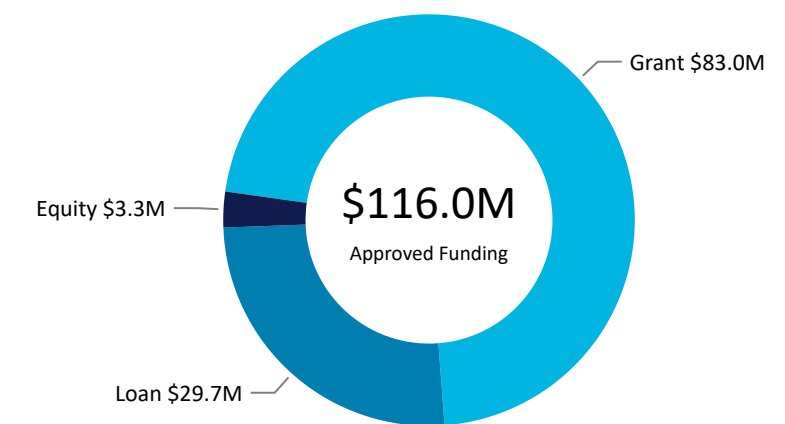
Investment by Fund for the Te Taihu/Top of the South Region



Co-Funding for the Te Taihu/Top of the South Region by Fund



Investment in the Te Taihu/Top of the South by Funding Type



Investment in the Waikato Region

Region

Waikato

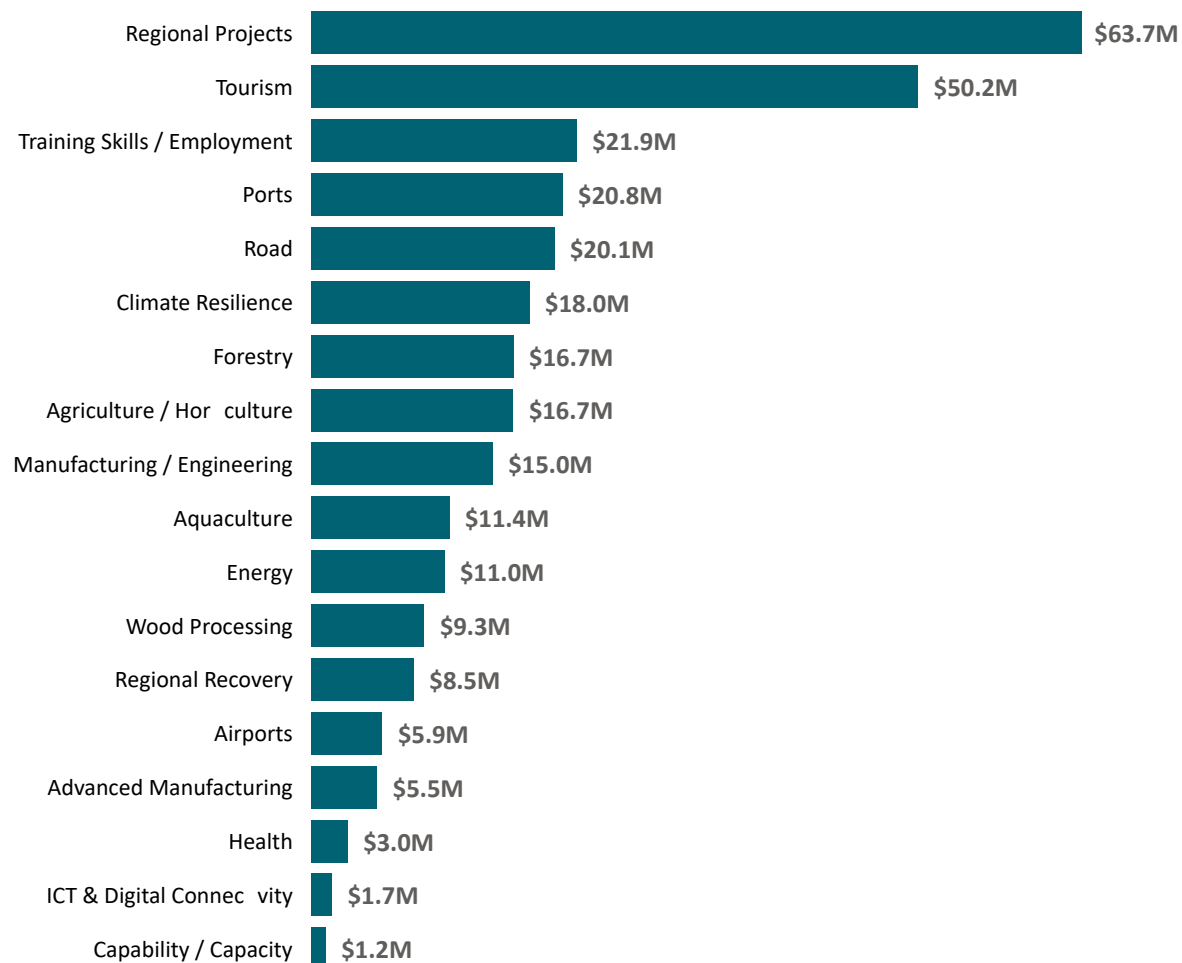
Largest Projects by Value

Title	Approved Funding
Town Centre Transformation	\$20,600,000.00
Sugarloaf Wharf development	\$19,950,000.00
Ruakura Spine Road	\$16,800,000.00
Geo40 - Sustainable Mineral Extraction Plant - Northern Plant, Ohaaki Geothermal Field	\$15,000,000.00
Rohe Produce Limited	\$14,000,000.00

Largest Co-Funded Projects

Title	Total Co-Funding
Waikato Regional Theatre	\$57,000,000.00
Rohe Produce Limited	\$56,000,000.00
Ruakura Spine Road	\$21,800,000.00
Maraetai Road Intermodal Business Park	\$13,241,500.00
Te Awa Cycleway Hamilton to Cambridge section	\$8,340,000.00

Investment in the Waikato by Sector



Completed Projects

192

Active Projects

59

Approved Funding

\$300.6M

Contracted Funding

\$276.1M

Total Funding Paid

\$230.5M

Total Co-Funding

\$278.5M

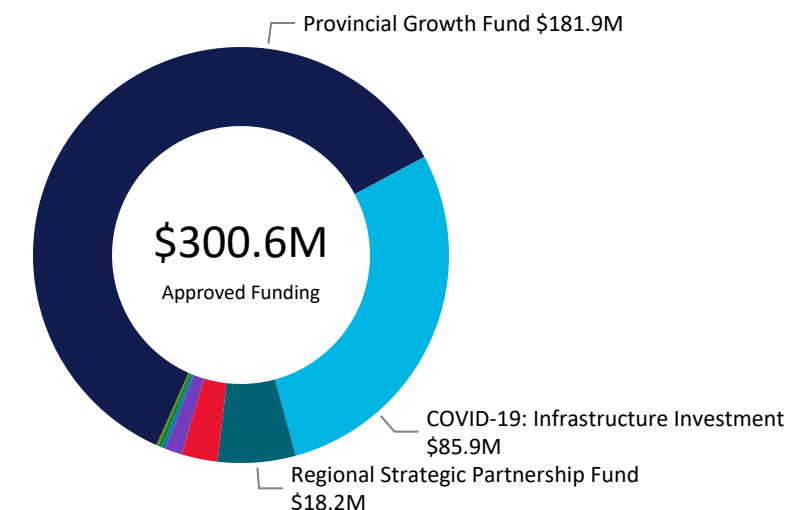
Total Job Number

1,360

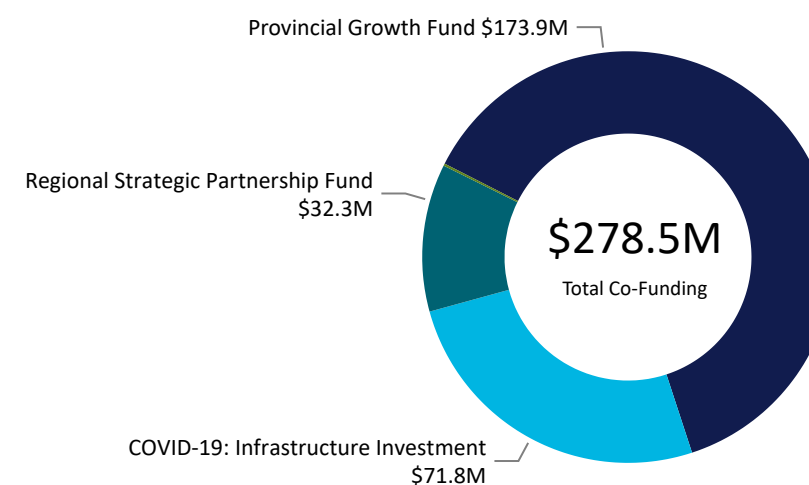
Projects Due To Complete In The Next Year

19


Investment by Fund for the Waikato Region



Co-Funding for the Waikato Region by Fund



Investment in the Waikato by Funding Type



Investment in the Wairarapa Region

Region

Wairarapa

Largest Projects by Value

Title	Approved Funding
Hood Aerodrome infrastructure Upgrade	\$10,000,000.00
Wairarapa Community Water Storage Scheme (Wakamoekau) (Part 2)	\$3,885,000.00
Waingawa Water Resilience - Process Water Project	\$1,750,000.00
Wairarapa Five Towns Trails Project Stage One Tauherenikau Section	\$1,530,000.00
Ruamāhanga (Wairarapa) Aerial Hydrogeology Survey	\$1,402,000.00

Largest Co-Funded Projects

Title	Total Co-Funding
Hood Aerodrome infrastructure Upgrade	\$7,069,638.00
Ruamāhanga (Wairarapa) Aerial Hydrogeology Survey	\$1,194,000.00
Waingawa Water Resilience - Process Water Project	\$750,000.00
Wairarapa Community Water Storage Scheme (Wakamoekau) (Part 2)	\$280,000.00
Programme Manager - Wairarapa Economic Development Strategy	\$120,000.00

Investment in the Wairarapa by Sector



Completed Projects

19

Active Projects

4

Approved Funding

\$26.3M

Contracted Funding

\$26.1M

Total Funding Paid

\$15.1M

Total Co-Funding

\$9.5M

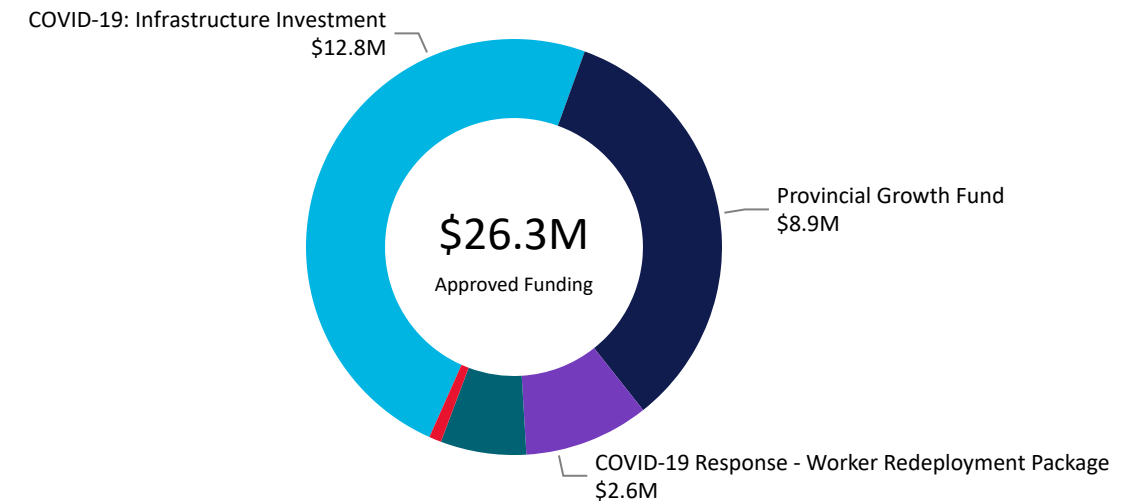
Total Job Number

299

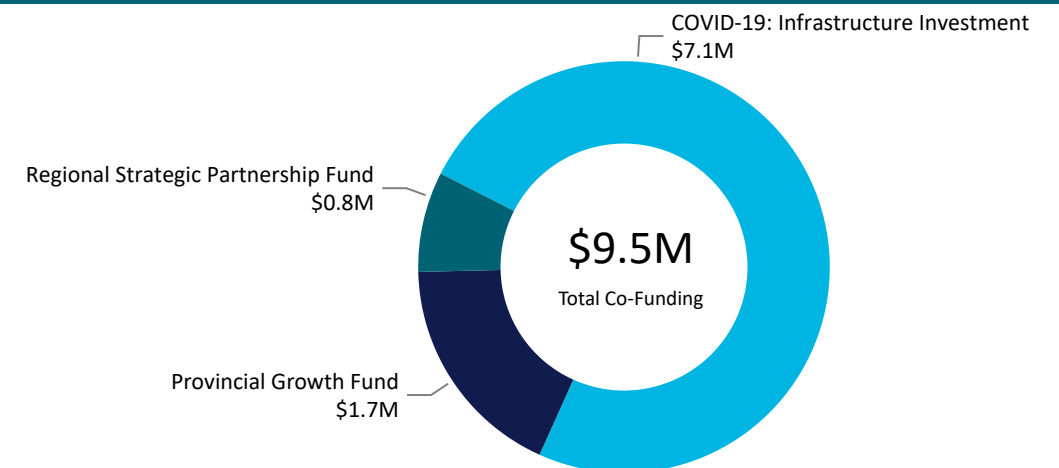
Projects Due To Complete In The Next Year

2

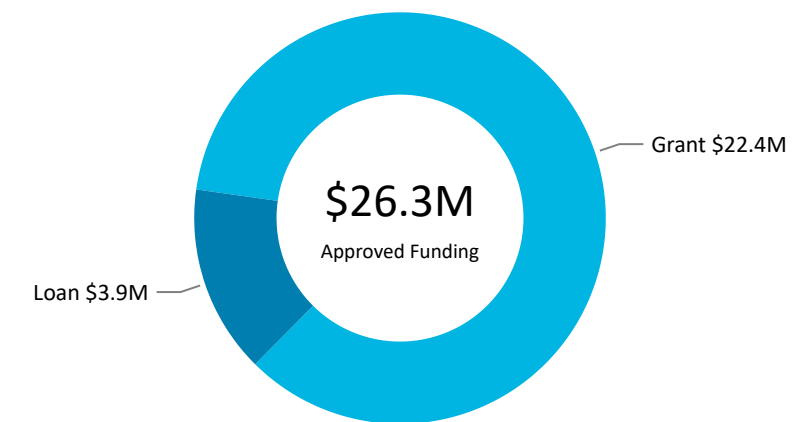
Investment by Fund for the Wairarapa Region



Co-Funding for the Wairarapa Region by Fund



Investment in the Wairarapa by Funding Type



Investment in the Wellington Region

Region

Wellington

Largest Projects by Value

Title	Approved Funding
Greater Wellington CRP - Major Projects	\$7,096,320.00
Waitawhi Lands Trust	\$3,998,902.00
Greater Wellington CRP - Erosion Projects	\$3,655,680.00
Puketawa Station	\$3,581,982.00
Rewa Rewa Station Limited	\$1,822,768.00

Largest Co-Funded Projects

Title	Total Co-Funding
Greater Wellington CRP - Major Projects	\$6,603,886.00
Greater Wellington CRP - Erosion Projects	\$3,479,698.00
Evans Bay Marina Freedom Camping facilities	\$371,000.00

Completed Projects

9

Active Projects

6

Approved Funding

\$25.7M

Contracted Funding

\$25.7M

Total Funding Paid

\$19.6M

Total Co-Funding

\$10.5M

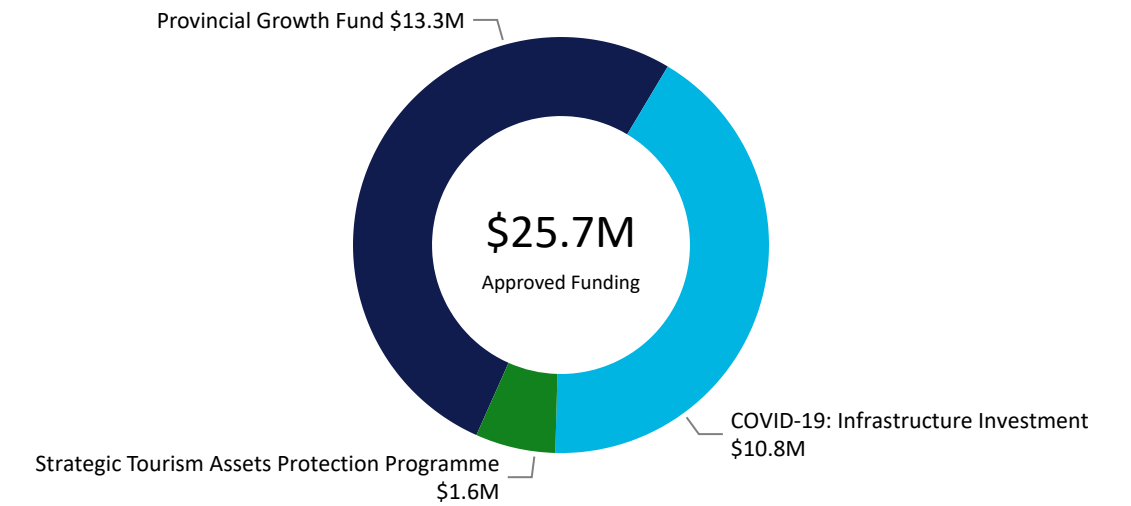
Total Job Number

14

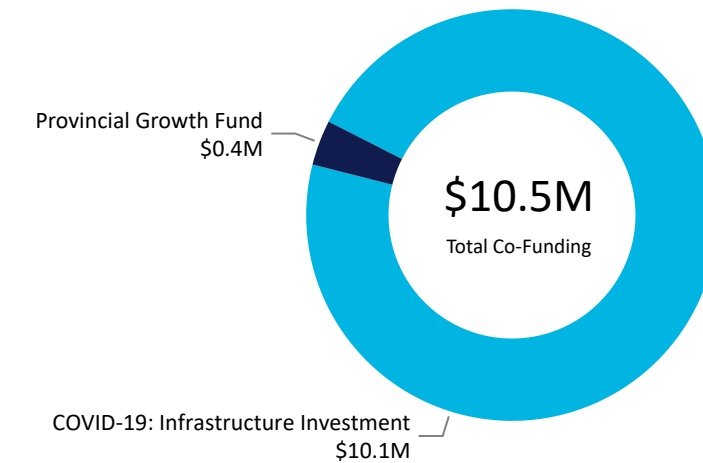
Projects Due To Complete In The Next Year

0

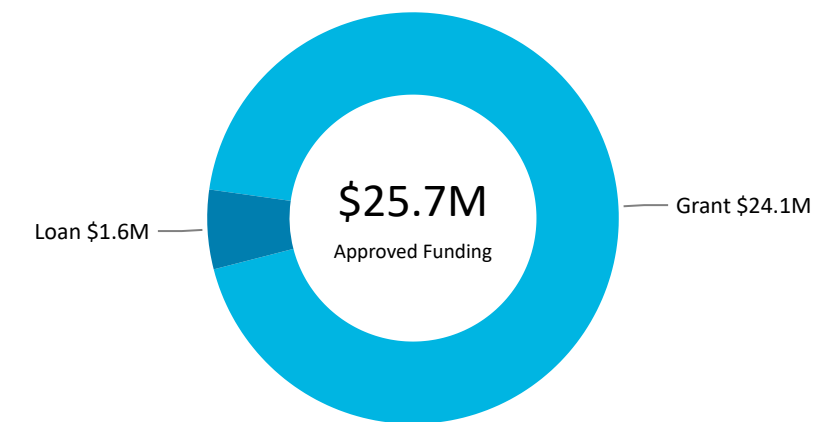
Investment by Fund for the Wellington Region



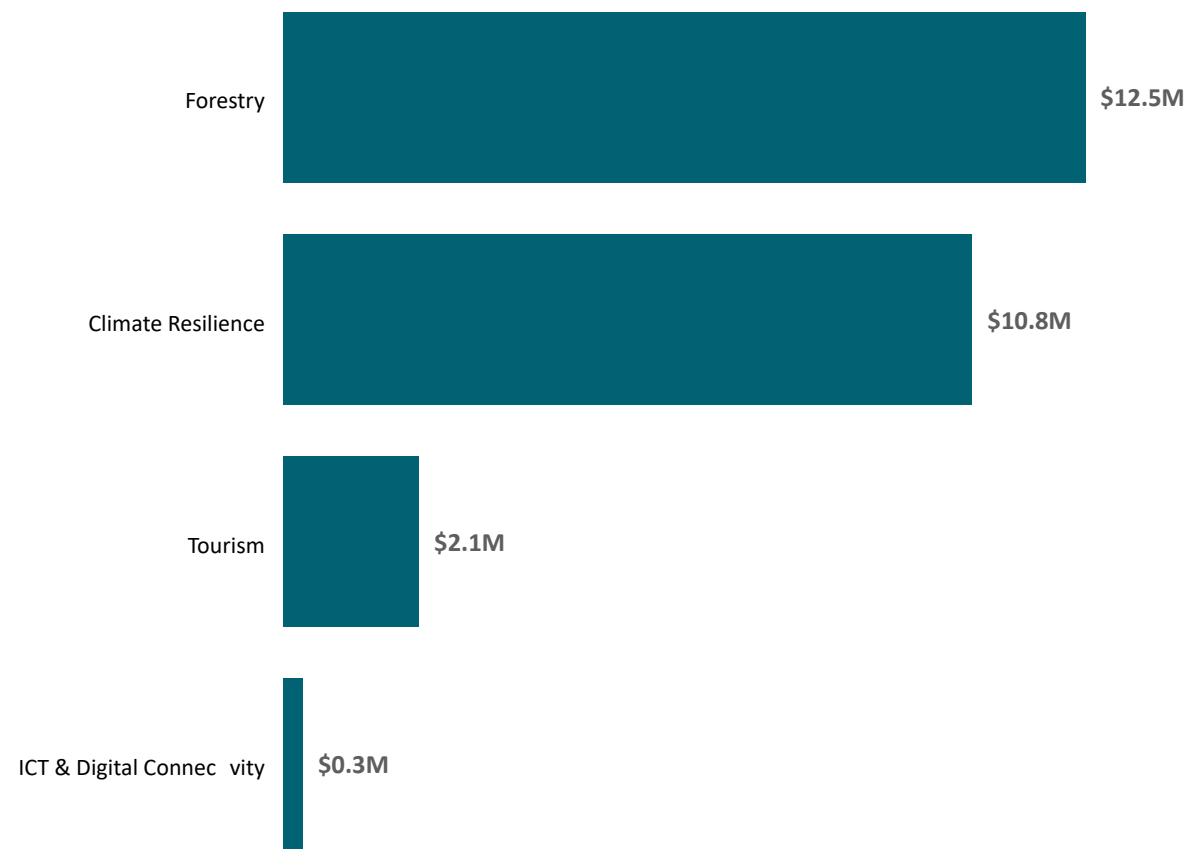
Co-Funding for the Wellington Region by Fund



Investment in the Wellington by Funding Type



Investment in the Wellington by Sector



Investment in the West Coast Region

Region

West Coast

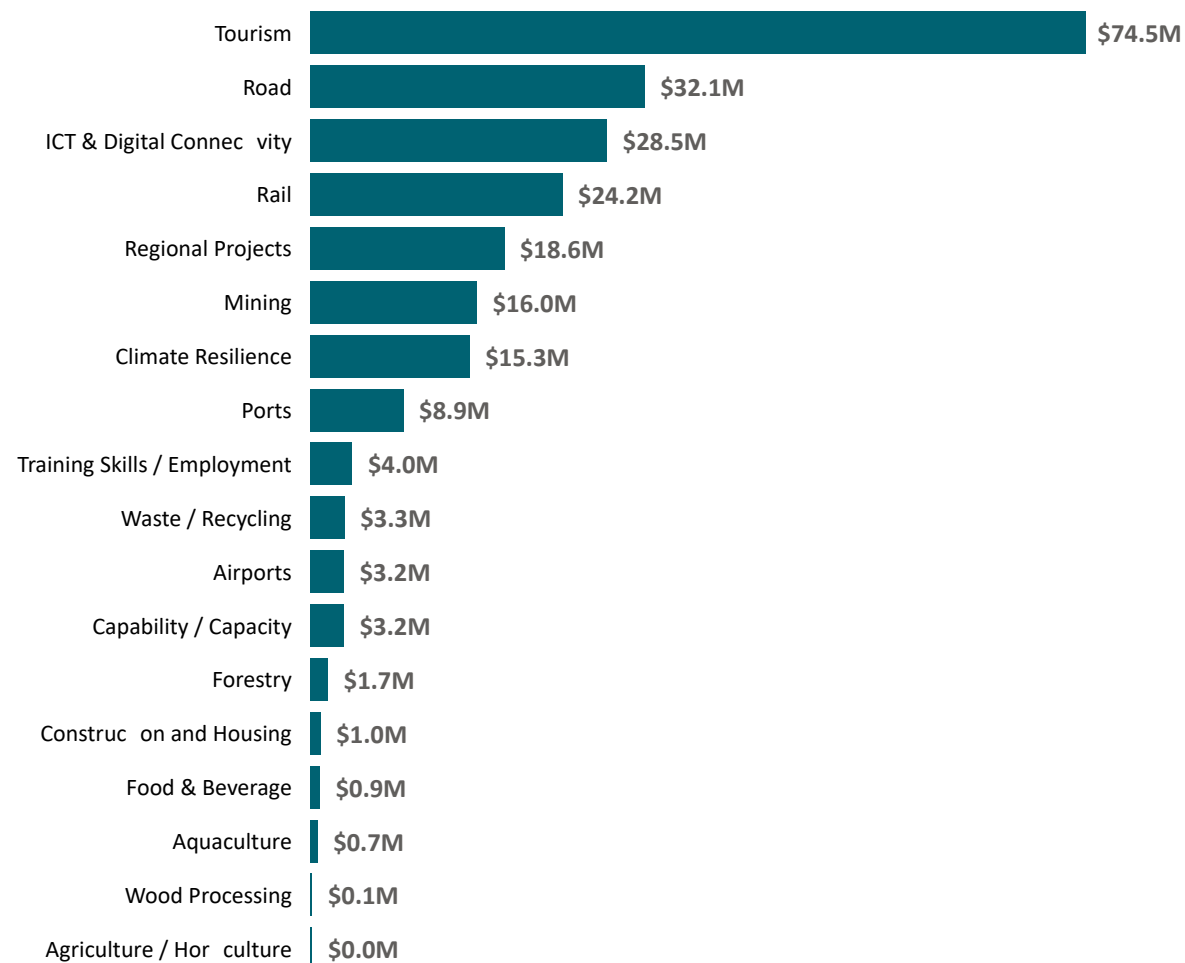
Largest Projects by Value

Title	Approved Funding
Dolomite Point Redevelopment Project Punakaki, West Coast	\$28,100,000.00
Tourism Upgrades project	\$24,000,000.00
Fibre Links West Coast	\$20,059,534.00
Te Ara Pounamu - The Pounamu Pathway	\$17,873,625.00
Blackwater Gold Mine Exploration Project	\$15,000,000.00

Largest Co-Funded Projects

Title	Total Co-Funding
Blackwater Gold Mine Exploration Project	\$29,844,000.00
Dolomite Point Redevelopment Project Punakaki, West Coast	\$17,370,000.00
Greymouth/Mawhera Resurgence Project	\$16,158,000.00
Te Ara Pounamu - The Pounamu Pathway	\$15,070,000.00
West Coast Whitebait Aquaculture Project - Kawari Whitebait	\$8,217,479.00

Investment in the West Coast by Sector



Completed Projects

108

Active Projects

30

Approved Funding

\$236.4M

Contracted Funding

\$236.3M

Total Funding Paid

\$186.7M

Total Co-Funding

\$103.6M

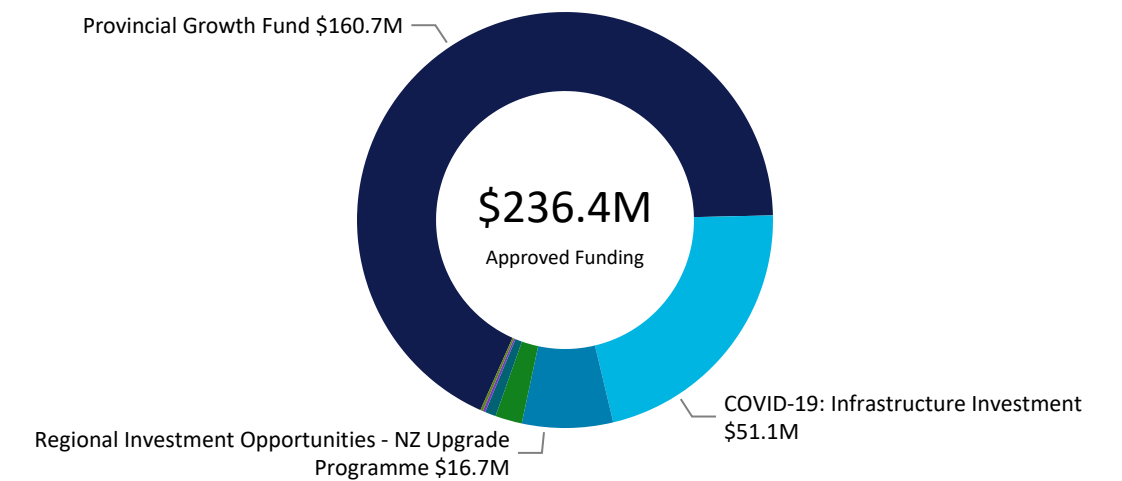
Total Job Number

735

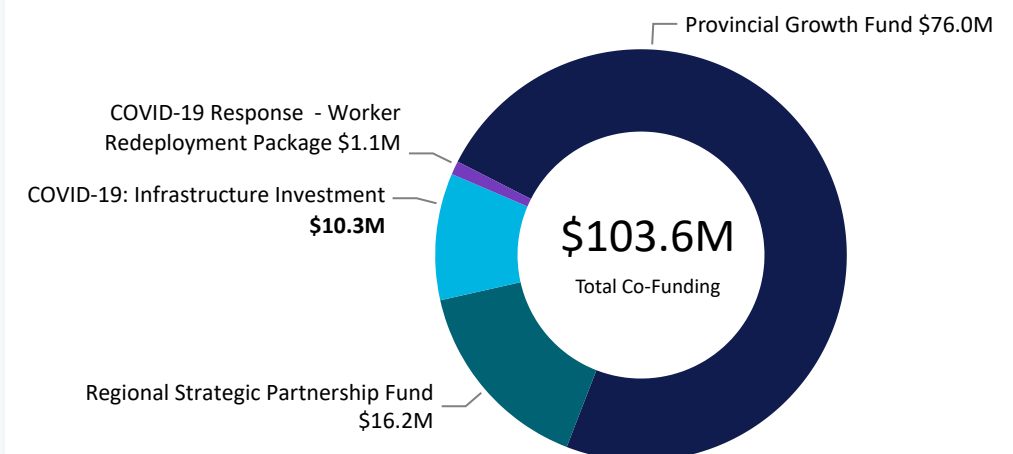
Projects Due To Complete In The Next Year

10

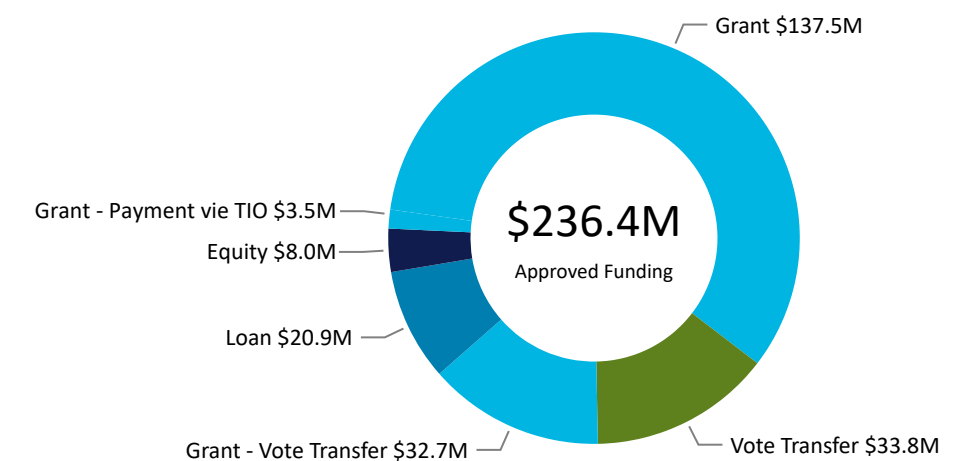
Investment by Fund for the West Coast Region



Co-Funding for the West Coast Region by Fund



Investment in the West Coast by Funding Type



Investment across Multiple Regions

Region

National

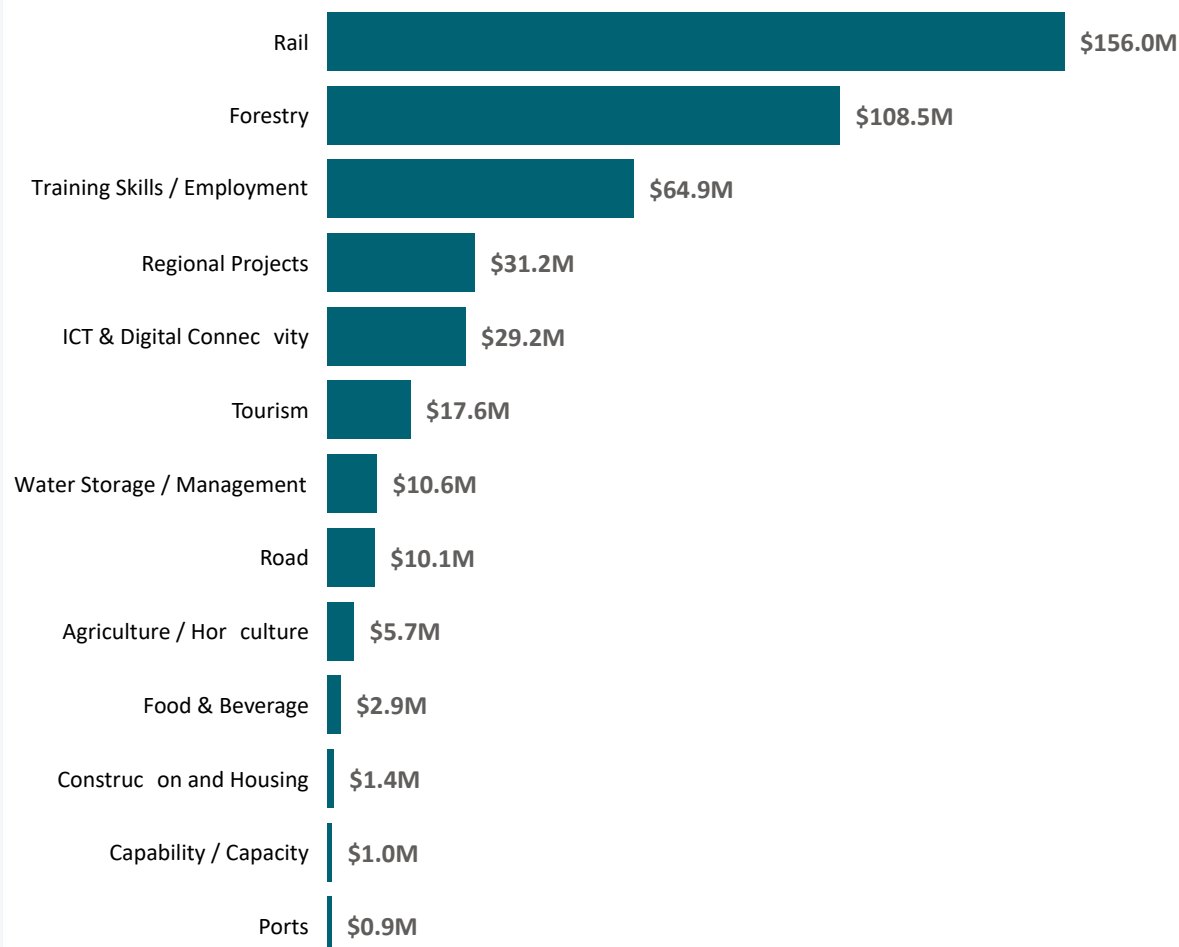
Largest Projects by Value

Title	Approved Funding
Regional Rail Investment	\$130,000,000.00
Deferred Maintenance and Drainage Improvements	\$26,000,000.00
Wilding Conifer Programme	\$21,000,000.00
New Zealand Regional Elevation Data Capture Project	\$15,750,000.00
Rural Broadband/Mobile Blackspots - Pan Region	\$11,045,845.00

Largest Co-Funded Projects

Title	Total Co-Funding
New Zealand Regional Elevation Data Capture Project	\$12,113,385.00
Te Māhurehure Expansion Projects	\$10,684,000.00
Apollo Aviation	\$10,500,000.00
Regional Water Needs Assessments and Aquifer Mapping	\$9,870,479.00
Regional Digital Connectivity Programmes	\$9,400,000.00

Investment in the National by Sector



Completed Projects

86

Active Projects

108

Approved Funding

\$439.9M

Contracted Funding

\$439.3M

Total Funding Paid

\$377.8M

Total Co-Funding

\$97.4M

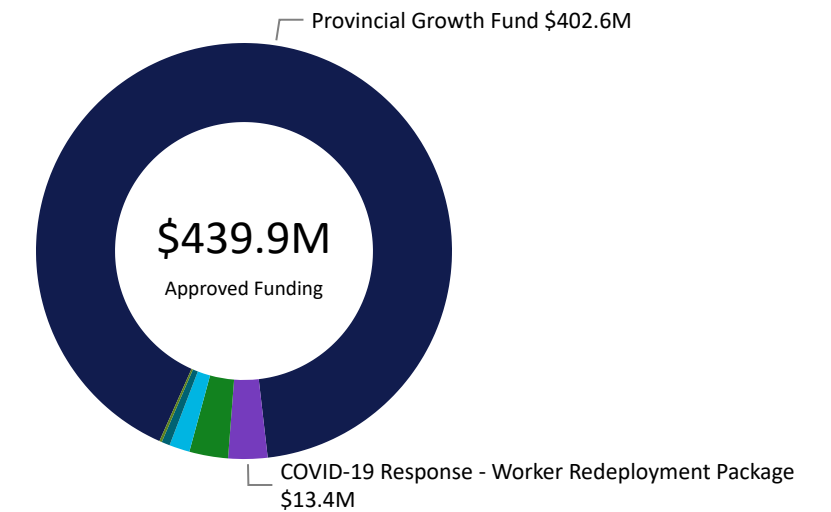
Total Job Number

136

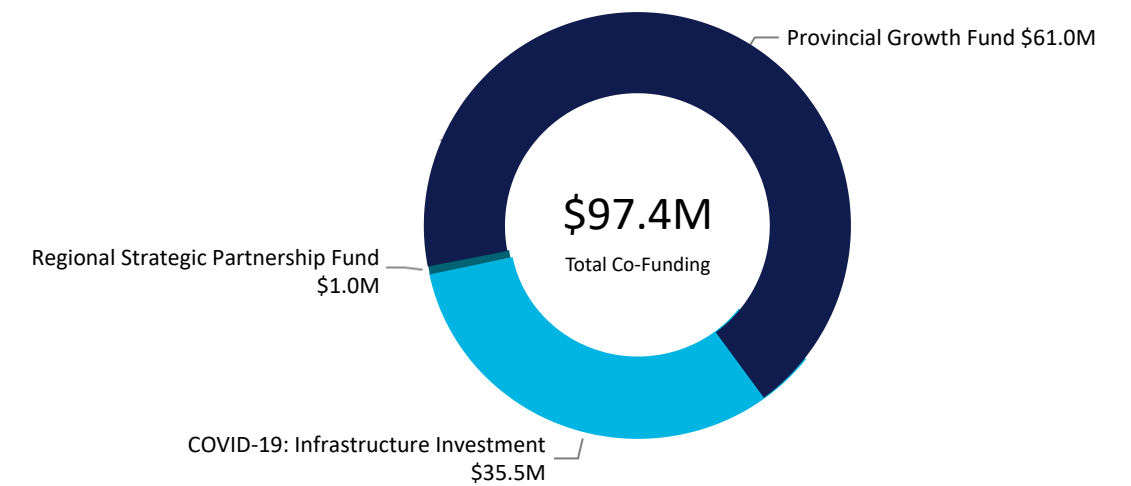
Projects Due To Complete In The Next Year

22

Investment across Multiple Regions by Fund



Co-Funding across Multiple Regions by Fund



Investment across Multiple Regions by Funding Type

