

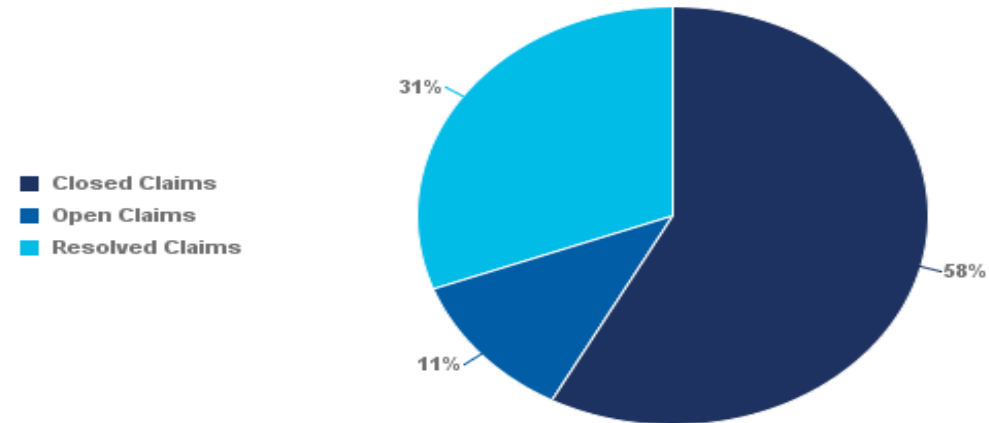
Weathertight Home Resolution Services (WHRS) Claims Statistics: 31 January 2016

As at 31 January 2016, MBIE had received 7,303 WHRS claims lodged for 12,513 properties.

The Weathertight Service has completed 15,535 property assessments (some owners request more than one assessment).

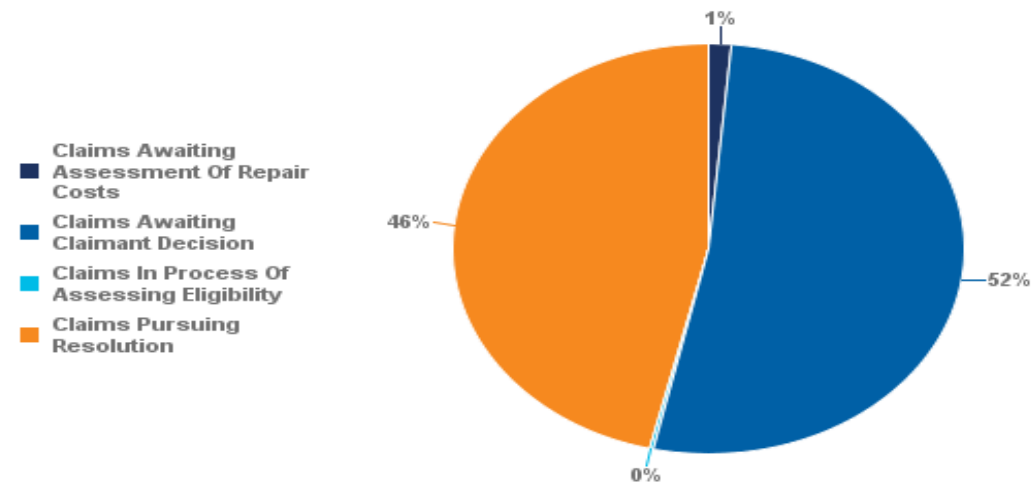
Under the WHRS Act 2006, we accept applications for multi-unit properties as single claims.

Total Claims



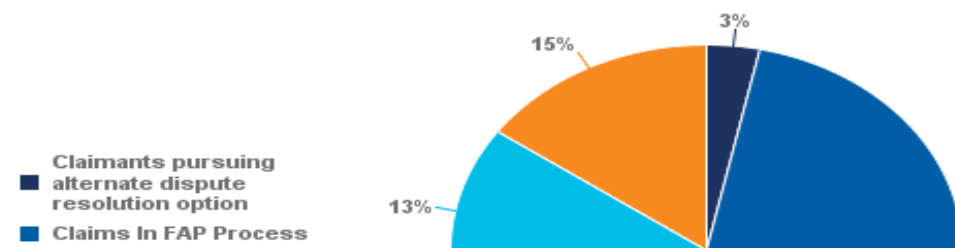
Claim Closed, Open or Resolved	Count of Claims	Percentage
Closed Claims	4224	58.0%
Open Claims	838	11.0%
Resolved Claims	2241	31.0%
Total Count Of Claims:	7303	100.00%

Open Claims



Open Claim Status Category	Count of Claims	Percentage
Claims Awaiting Assessment Of Repair Costs	12	1.0%
Claims Awaiting Claimant Decision	436	52.0%
Claims In Process Of Assessing Eligibility	2	0.0%
Claims Pursuing Resolution	388	46.0%
Total Count Of Open Claims:	838	100.00%

Claims Pursuing Resolution



Resolution Status	Count of Claims	Percentage
Claimants pursuing alternate dispute resolution option	13	3.0%
Claims In FAP Process	264	68.0%

■ Claims In WHRS Resolution Process
■ Claims Repairing Outside FAP Process



Claims In WHRS Resolution Process	52	13.0%
Claims Repairing Outside FAP Process	59	15.0%
Total Count Of Claims Pursuing Resolution:	388	100.00%

1. Claims can be closed for a number of reasons including the following: claim discontinued by a claimant; claim being ineligible; property changed ownership; claim withdrawn under the WHRS 2006 Act; claim not progressing; claim transferred to another jurisdiction by the Weathertight Homes Tribunal (WHT) or claim terminated by the WHT.

2. After the claim is decided eligible, claimants can decide to proceed with FAP assisted repairs, repair on their own and then seek to resolve their claim or resolve first and then proceed with repairs.

3. Claims pursuing the Financial Assistance Package (FAP) are allowed to proceed with other resolution options at the same time. The number includes claims that proceed with FAP and also those that proceed with FAP and one other resolution option.

Weathertight Home Resolution Services (WHRS) Open Claims by Territorial Authority: 31 January 2016

Territorial Authority where the building consent was issued	Number of properties with open claims as at 31 January 2016	Number of open claims as at 31 January 2016
Auckland		
Auckland City Council	2536	343
Franklin District Council	7	7
Manukau City Council	67	27
North Shore City Council	288	77
Papakura District Council	3	3
Rodney District Council	28	20
Waitakere City Council	243	71
Totals For Auckland:	3172	548
All Other Territorial Authorities		
Buller District Council	1	1
Central Hawkes Bay District Council	1	1
Christchurch City Council	93	69
Far North District Council	3	3
Gisborne District Council	25	3
Hamilton City Council	17	8
Hauraki District Council	1	1
Horowhenua District Council	1	1
Hurunui District Council	2	2
Hutt City Council	6	6
Kapiti Coast District Council	6	6
Kawarau District Council	1	1
Manawatu District Council	2	2
Marlborough District Council	3	3
Matamata-Piako District Council	2	2
Napier City Council	1	1
Nelson City Council	4	4
New Plymouth District Council	5	5
Opotiki District Council	1	1
Palmerston North City Council	2	2
Porirua City Council	8	8
Queenstown-Lakes District Council	131	11
Rotorua District Council	4	4
Selwyn District Council	2	2
Tararua District Council	1	1
Tasman District Council	6	6
Taupo District Council	1	1
Tauranga City Council	226	33
Thames-Coromandel District Council	13	9
Timaru District Council	1	1
Upper Hutt City Council	3	3
Waikato District Council	3	3
Waimakariri District Council	1	1
Wanganui District Council	1	1
Wellington City Council	297	63
Western Bay of Plenty District Council	9	9
Whakatane District Council	3	3
Whangarei District Council	9	9
Totals For All Other Territorial Authorities:	896	290
Grand Totals:	4068	838

1. Territorial Authorities not shown in the table above don't have any open claims.

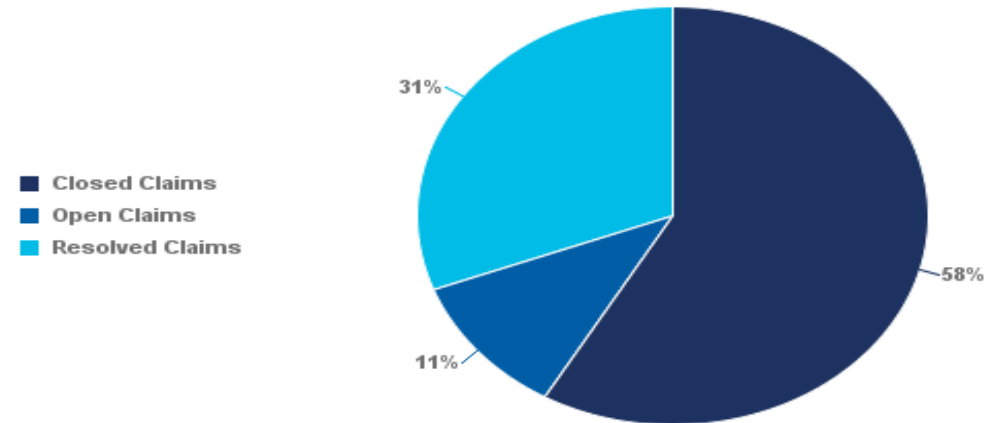
Weathertight Home Resolution Services (WHRS) Claims Statistics: 29 February 2016

As at 29 February 2016, MBIE had received 7,305 WHRS claims lodged for 12,546 properties.

The Weathertight Service has completed 15,771 property assessments (some owners request more than one assessment).

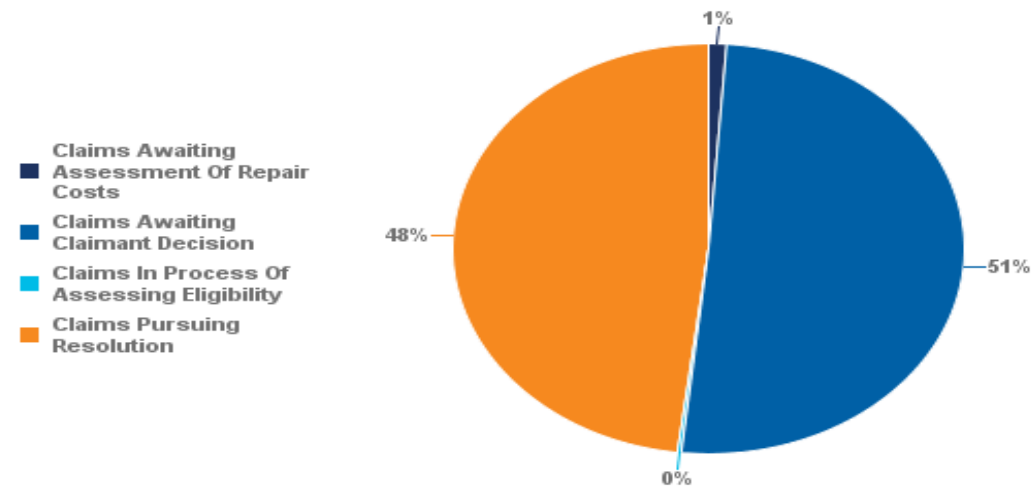
Under the WHRS Act 2006, we accept applications for multi-unit properties as single claims.

Total Claims



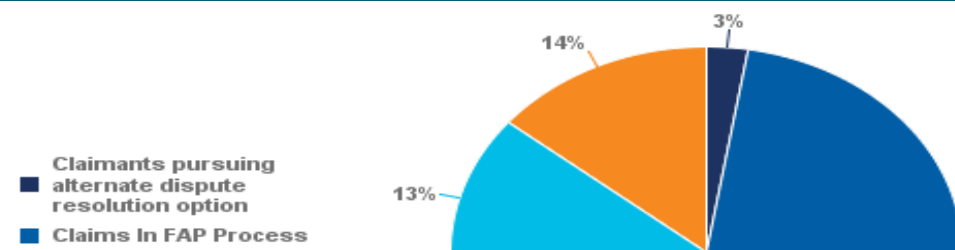
Claim Closed, Open or Resolved	Count of Claims	Percentage
Closed Claims	4262	58.0%
Open Claims	797	11.0%
Resolved Claims	2246	31.0%
Total Count Of Claims:	7305	100.00%

Open Claims



Open Claim Status Category	Count of Claims	Percentage
Claims Awaiting Assessment Of Repair Costs	9	1.0%
Claims Awaiting Claimant Decision	403	51.0%
Claims In Process Of Assessing Eligibility	2	0.0%
Claims Pursuing Resolution	383	48.0%
Total Count Of Open Claims:	797	100.00%

Claims Pursuing Resolution



Resolution Status	Count of Claims	Percentage
Claimants pursuing alternate dispute resolution option	10	3.0%
Claims In FAP Process	268	70.0%

- Claims In WHRS Resolution Process
- Claims Repairing Outside FAP Process



Claims In WHRS Resolution Process	51	13.0%
Claims Repairing Outside FAP Process	54	14.0%
Total Count Of Claims Pursuing Resolution:	383	100.00%

1. Claims can be closed for a number of reasons including the following: claim discontinued by a claimant; claim being ineligible; property changed ownership; claim withdrawn under the WHRS 2006 Act; claim not progressing; claim transferred to another jurisdiction by the Weathertight Homes Tribunal (WHT) or claim terminated by the WHT.
2. After the claim is decided eligible, claimants can decide to proceed with FAP assisted repairs, repair on their own and then seek to resolve their claim or resolve first and then proceed with repairs.
3. Claims pursuing the Financial Assistance Package (FAP) are allowed to proceed with other resolution options at the same time. The number includes claims that proceed with FAP and also those that proceed with FAP and one other resolution option.

Weathertight Home Resolution Services (WHRS) Open Claims by Territorial Authority: 29 February 2016

Territorial Authority where the building consent was issued	Number of properties with open claims as at 29 February 2016	Number of open claims as at 29 February 2016
Auckland		
Auckland City Council	2536	336
Franklin District Council	6	6
Manukau City Council	65	24
North Shore City Council	282	71
Papakura District Council	2	2
Rodney District Council	26	18
Waitakere City Council	238	66
Totals For Auckland:	3155	523
All Other Territorial Authorities		
Buller District Council	1	1
Central Hawkes Bay District Council	1	1
Christchurch City Council	92	68
Far North District Council	3	3
Gisborne District Council	24	2
Hamilton City Council	16	7
Hauraki District Council	1	1
Horowhenua District Council	1	1
Hurunui District Council	2	2
Hutt City Council	6	6
Kapiti Coast District Council	5	5
Kawarau District Council	1	1
Manawatu District Council	2	2
Marlborough District Council	3	3
Matamata-Piako District Council	2	2
Napier City Council	1	1
Nelson City Council	4	4
New Plymouth District Council	4	4
Opotiki District Council	1	1
Palmerston North City Council	2	2
Porirua City Council	28	7
Queenstown-Lakes District Council	131	11
Rotorua District Council	4	4
Selwyn District Council	2	2
Tararua District Council	1	1
Tasman District Council	6	6
Taupo District Council	1	1
Tauranga City Council	224	31
Thames-Coromandel District Council	13	9
Timaru District Council	1	1
Upper Hutt City Council	3	3
Waikato District Council	2	2
Waimakariri District Council	1	1
Wanganui District Council	1	1
Wellington City Council	293	57
Western Bay of Plenty District Council	8	8
Whakatane District Council	3	3
Whangarei District Council	9	9
Totals For All Other Territorial Authorities:	903	274
Grand Totals:	4058	797

1. Territorial Authorities not shown in the table above don't have any open claims.

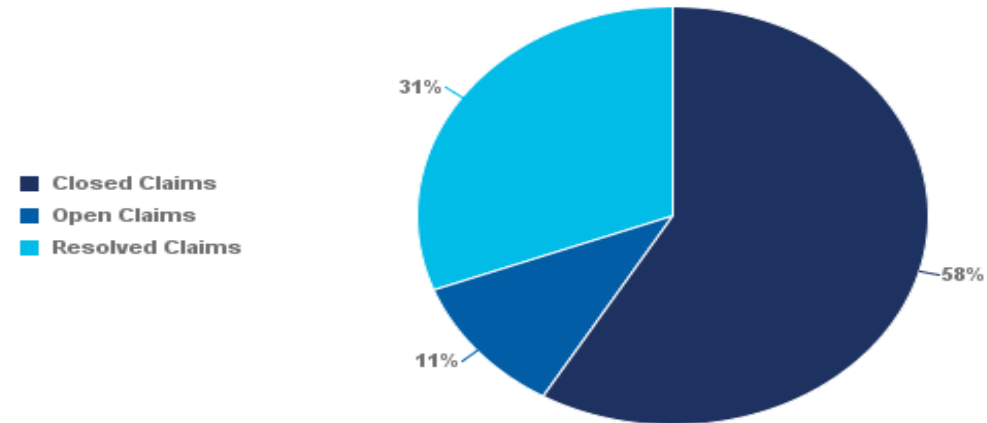
Weathertight Home Resolution Services (WHRS) Claims Statistics: 31 March 2016

As at 31 March 2016, MBIE had received 7,307 WHRS claims lodged for 12,550 properties.

The Weathertight Service has completed 15,805 property assessments (some owners request more than one assessment).

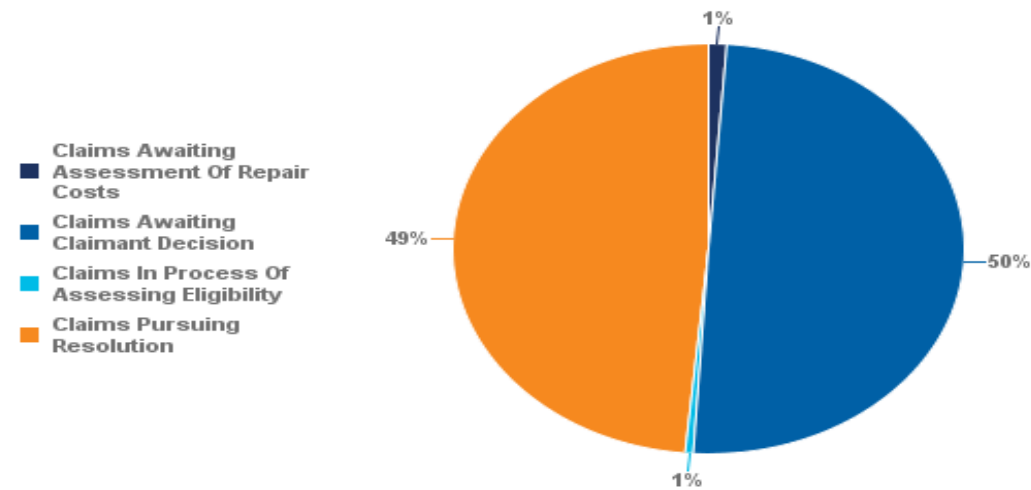
Under the WHRS Act 2006, we accept applications for multi-unit properties as single claims.

Total Claims



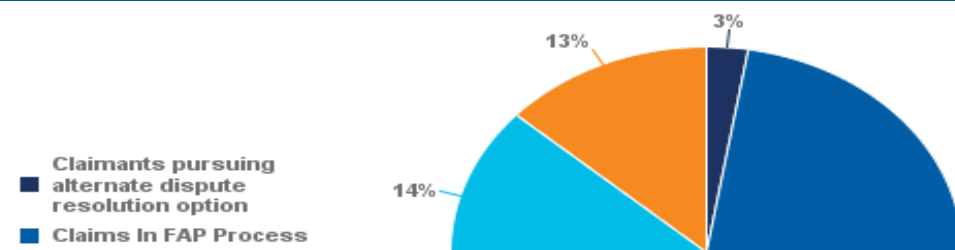
Claim Closed, Open or Resolved	Count of Claims	Percentage
Closed Claims	4272	58.0%
Open Claims	787	11.0%
Resolved Claims	2248	31.0%
Total Count Of Claims:	7307	100.00%

Open Claims



Open Claim Status Category	Count of Claims	Percentage
Claims Awaiting Assessment Of Repair Costs	9	1.0%
Claims Awaiting Claimant Decision	392	50.0%
Claims In Process Of Assessing Eligibility	4	1.0%
Claims Pursuing Resolution	382	49.0%
Total Count Of Open Claims:	787	100.00%

Claims Pursuing Resolution



Resolution Status	Count of Claims	Percentage
Claimants pursuing alternate dispute resolution option	10	3.0%
Claims In FAP Process	266	70.0%

■ Claims In WHRS Resolution Process
■ Claims Repairing Outside FAP Process



Claims In WHRS Resolution Process	55	14.4%
Claims Repairing Outside FAP Process	51	13.4%
Total Count Of Claims Pursuing Resolution:	382	100.00%

1. Claims can be closed for a number of reasons including the following: claim discontinued by a claimant; claim being ineligible; property changed ownership; claim withdrawn under the WHRS 2006 Act; claim not progressing; claim transferred to another jurisdiction by the Weathertight Homes Tribunal (WHT) or claim terminated by the WHT.

2. After the claim is decided eligible, claimants can decide to proceed with FAP assisted repairs, repair on their own and then seek to resolve their claim or resolve first and then proceed with repairs.

3. Claims pursuing the Financial Assistance Package (FAP) are allowed to proceed with other resolution options at the same time. The number includes claims that proceed with FAP and also those that proceed with FAP and one other resolution option.

Weathertight Home Resolution Services (WHRS) Open Claims by Territorial Authority: 31 March 2016

Territorial Authority where the building consent was issued	Number of properties with open claims as at 31 March 2016	Number of open claims as at 31 March 2016
Auckland		
Auckland City Council	2515	336
Franklin District Council	6	6
Manukau City Council	67	26
North Shore City Council	282	71
Papakura District Council	2	2
Rodney District Council	26	18
Waitakere City Council	238	64
Totals For Auckland:	3136	523
All Other Territorial Authorities		
Buller District Council	1	1
Christchurch City Council	90	66
Far North District Council	2	2
Gisborne District Council	24	2
Hamilton City Council	16	7
Hauraki District Council	1	1
Horowhenua District Council	1	1
Hurunui District Council	2	2
Hutt City Council	6	6
Kapiti Coast District Council	5	5
Kawarau District Council	1	1
Manawatu District Council	2	2
Marlborough District Council	2	2
Matamata-Piako District Council	2	2
Napier City Council	1	1
Nelson City Council	4	4
New Plymouth District Council	4	4
Opotiki District Council	1	1
Palmerston North City Council	2	2
Porirua City Council	28	7
Queenstown-Lakes District Council	131	11
Rotorua District Council	4	4
Selwyn District Council	2	2
Tararua District Council	1	1
Tasman District Council	6	6
Taupo District Council	1	1
Tauranga City Council	223	30
Thames-Coromandel District Council	12	8
Timaru District Council	1	1
Upper Hutt City Council	3	3
Waikato District Council	2	2
Waimakariri District Council	1	1
Wanganui District Council	1	1
Wellington City Council	290	54
Western Bay of Plenty District Council	8	8
Whakatane District Council	3	3
Whangarei District Council	9	9
Totals For All Other Territorial Authorities:	893	264
Grand Totals:	4029	787

1. Territorial Authorities not shown in the table above don't have any open claims.

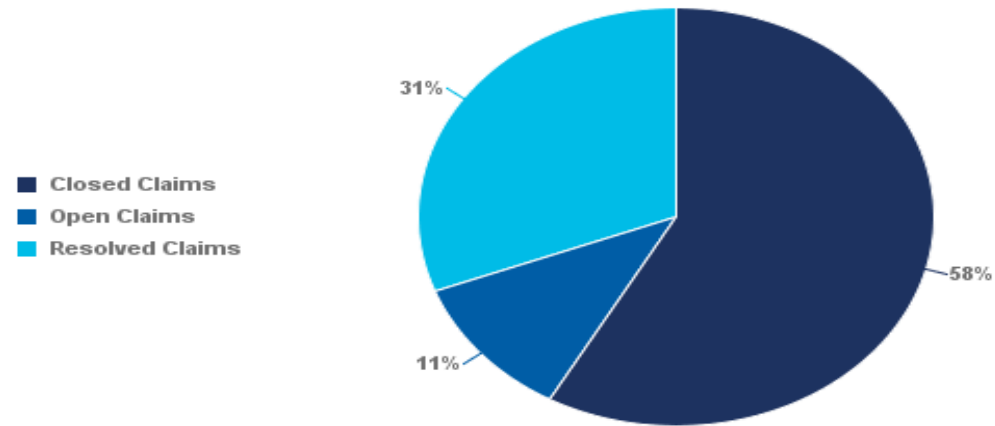
Weathertight Home Resolution Services (WHRS) Claims Statistics: 30 April 2016

As at 30 April 2016, MBIE had received 7,309 WHRS claims lodged for 12,555 properties.

The Weathertight Service has completed 15,833 property assessments (some owners request more than one assessment).

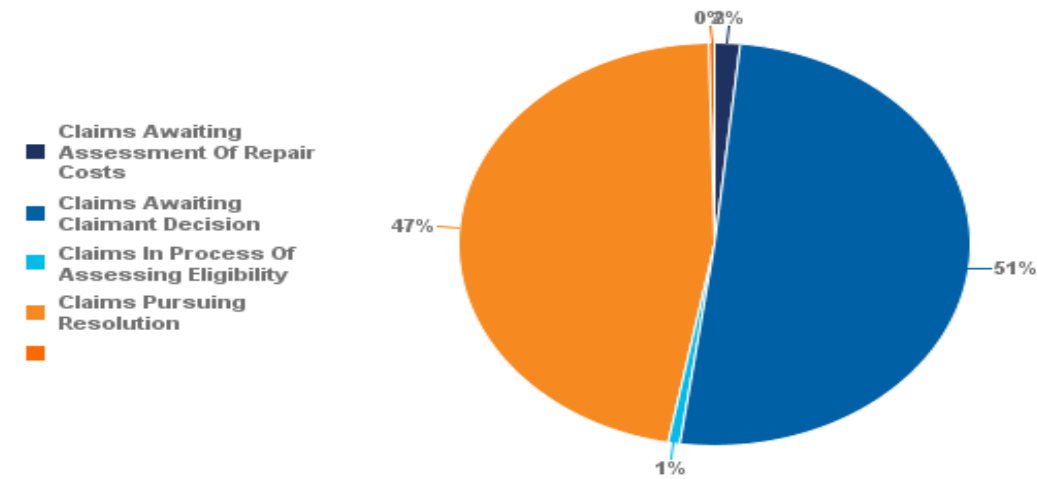
Under the WHRS Act 2006, we accept applications for multi-unit properties as single claims.

Total Claims



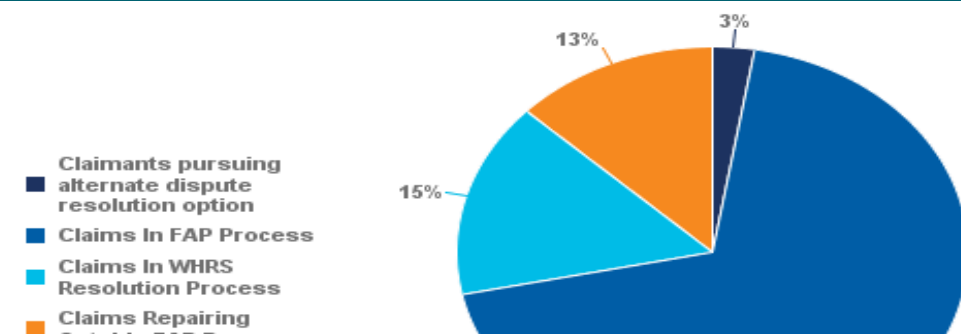
Claim Closed, Open or Resolved	Count of Claims	Percentage
Closed Claims	4250	58.0%
Open Claims	809	11.0%
Resolved Claims	2250	31.0%
Total Count Of Claims:	7309	100.00%

Open Claims



Open Claim Status Category	Count of Claims	Percentage
Claims Awaiting Assessment Of Repair Costs	13	2.0%
Claims Awaiting Claimant Decision	409	51.0%
Claims In Process Of Assessing Eligibility	6	1.0%
Claims Pursuing Resolution	378	47.0%
Claims Pursuing Alternate Dispute Resolution	3	0.0%
Total Count Of Open Claims:	809	100.00%

Claims Pursuing Resolution



Resolution Status	Count of Claims	Percentage
Claimants pursuing alternate dispute resolution option	10	3.0%
Claims In FAP Process	261	69.0%
Claims In WHRS Resolution Process	58	15.0%
Claims Repairing Outside FAP Process	49	13.0%

— Outside FAP Process



Total Count Of Claims Pursuing Resolution:

378

100.00%

1. Claims can be closed for a number of reasons including the following: claim discontinued by a claimant; claim being ineligible; property changed ownership; claim withdrawn under the WHRS 2006 Act; claim not progressing; claim transferred to another jurisdiction by the Weathertight Homes Tribunal (WHT) or claim terminated by the WHT.
2. After the claim is decided eligible, claimants can decide to proceed with FAP assisted repairs, repair on their own and then seek to resolve their claim or resolve first and then proceed with repairs.
3. Claims pursuing the Financial Assistance Package (FAP) are allowed to proceed with other resolution options at the same time. The number includes claims that proceed with FAP and also those that proceed with FAP and one other resolution option.

Weatheright Home Resolution Services (WHRS) Open Claims by Territorial Authority: 30 April 2016

Territorial Authority where the building consent was issued	Number of properties with open claims as at 30 April 2016	Number of open claims as at 30 April 2016
Auckland		
Auckland City Council	2526	345
Franklin District Council	6	6
Manukau City Council	69	28
North Shore City Council	276	65
Papakura District Council	2	2
Rodney District Council	18	18
Waitakere City Council	240	65
Totals For Auckland:	3137	529
All Other Territorial Authorities		
Buller District Council	1	1
Christchurch City Council	89	65
Far North District Council	2	2
Gisborne District Council	24	2
Hamilton City Council	17	8
Hauraki District Council	1	1
Horowhenua District Council	1	1
Hurunui District Council	2	2
Hutt City Council	6	6
Kapiti Coast District Council	5	5
Kawarau District Council	1	1
Manawatu District Council	2	2
Marlborough District Council	2	2
Matamata-Piako District Council	2	2
Napier City Council	1	1
Nelson City Council	5	5
New Plymouth District Council	4	4
Opotiki District Council	1	1
Palmerston North City Council	2	2
Porirua City Council	28	7
Queenstown-Lakes District Council	132	12
Rotorua District Council	4	4
Selwyn District Council	3	3
Taranua District Council	1	1
Tasman District Council	7	7
Taupo District Council	1	1
Tauranga City Council	227	34
Thames-Coromandel District Council	12	8
Timaru District Council	1	1
Upper Hutt City Council	3	3
Waikato District Council	2	2
Waimakariri District Council	1	1
Wanganui District Council	1	1
Wellington City Council	302	57
Western Bay of Plenty District Council	11	11
Whakatane District Council	4	4
Whangarei District Council	10	10
Totals For All Other Territorial Authorities:	918	280
Grand Totals:	4055	809

1. Territorial Authorities not shown in the table above don't have any open claims.

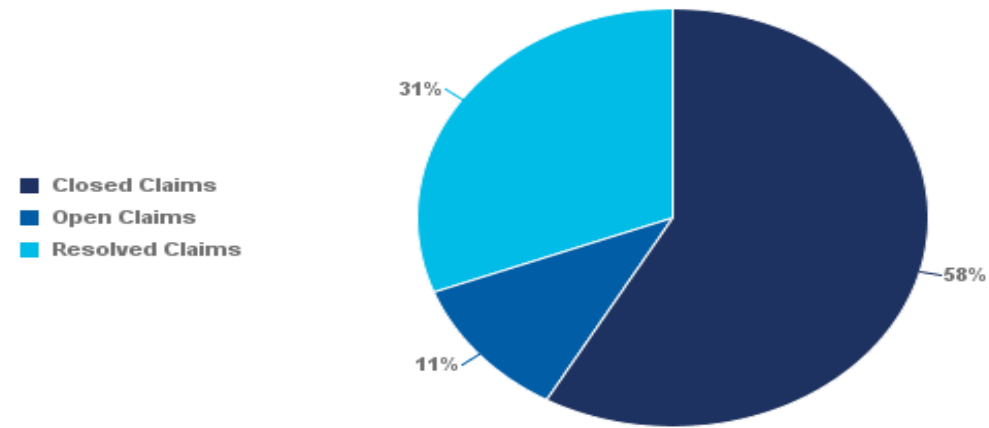
Weathertight Home Resolution Services (WHRS) Claims Statistics: 31 May 2016

As at 31 May 2016, MBIE had received 7,313 WHRS claims lodged for 12,603 properties.

The Weathertight Service has completed 15,871 property assessments (some owners request more than one assessment).

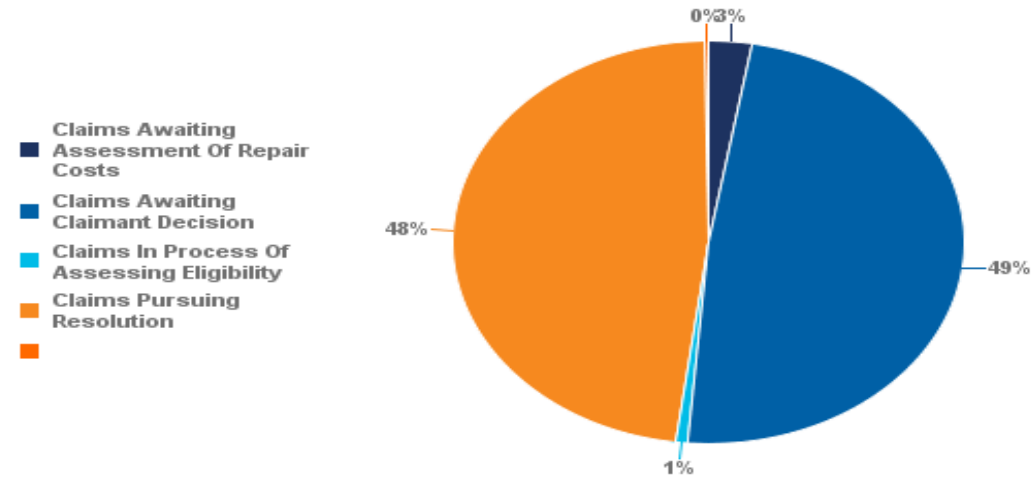
Under the WHRS Act 2006, we accept applications for multi-unit properties as single claims.

Total Claims



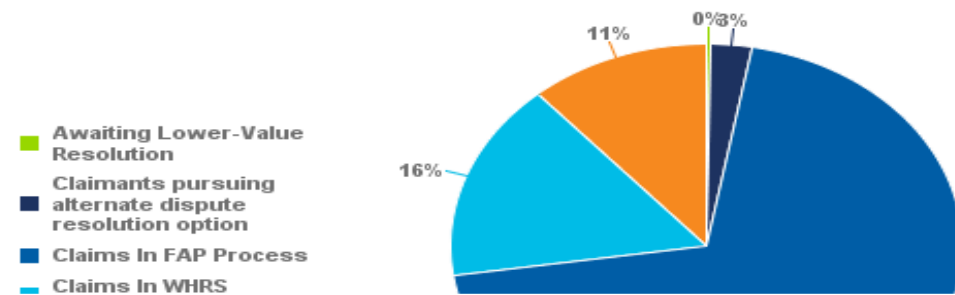
Claim Closed, Open or Resolved	Count of Claims	Percentage
Closed Claims	4257	58.0%
Open Claims	805	11.0%
Resolved Claims	2251	31.0%
Total Count Of Claims:	7313	100.00%

Open Claims



Open Claim Status Category	Count of Claims	Percentage
Claims Awaiting Assessment Of Repair Costs	22	3.0%
Claims Awaiting Claimant Decision	391	49.0%
Claims In Process Of Assessing Eligibility	6	1.0%
Claims Pursuing Resolution	384	48.0%
Claims Pursuing Resolution	2	0.0%
Total Count Of Open Claims:	805	100.00%

Claims Pursuing Resolution



Resolution Status	Count of Claims	Percentage
Awaiting Lower-Value Resolution	1	0.0%
Claimants pursuing alternate dispute resolution option	10	3.0%
Claims In FAP Process	268	70.0%

■ Resolution Process
■ Claims Repairing Outside FAP Process



Claims In WHRS Resolution Process	61	16.%
Claims Repairing Outside FAP Process	44	11.%
Total Count Of Claims Pursuing Resolution:	384	100.00%

1. Claims can be closed for a number of reasons including the following: claim discontinued by a claimant; claim being ineligible; property changed ownership; claim withdrawn under the WHRS 2006 Act; claim not progressing; claim transferred to another jurisdiction by the Weathertight Homes Tribunal (WHT) or claim terminated by the WHT.
2. After the claim is decided eligible, claimants can decide to proceed with FAP assisted repairs, repair on their own and then seek to resolve their claim or resolve first and then proceed with repairs.
3. Claims pursuing the Financial Assistance Package (FAP) are allowed to proceed with other resolution options at the same time. The number includes claims that proceed with FAP and also those that proceed with FAP and one other resolution option.

Weatheright Home Resolution Services (WHRS) Open Claims by Territorial Authority: 31 May 2016

Territorial Authority where the building consent was issued	Number of properties with open claims as at 31 May 2016	Number of open claims as at 31 May 2016
Auckland		
Auckland City Council	2506	343
Franklin District Council	6	6
Manukau City Council	69	28
North Shore City Council	276	65
Papakura District Council	2	2
Rodney District Council	16	16
Waitakere City Council	240	65
Totals For Auckland:	3115	525
All Other Territorial Authorities		
Buller District Council	1	1
Christchurch City Council	89	65
Far North District Council	2	2
Gisborne District Council	24	2
Hamilton City Council	17	8
Hastings District Council	1	1
Hauraki District Council	1	1
Horowhenua District Council	1	1
Hurunui District Council	2	2
Hutt City Council	6	6
Kapiti Coast District Council	5	5
Kawarau District Council	1	1
Manawatu District Council	2	2
Marlborough District Council	2	2
Matamata-Piako District Council	2	2
Napier City Council	1	1
Nelson City Council	5	5
New Plymouth District Council	4	4
Opotiki District Council	1	1
Palmerston North City Council	2	2
Porirua City Council	28	7
Queenstown-Lakes District Council	132	12
Rotorua District Council	3	3
Selwyn District Council	3	3
Tararua District Council	1	1
Tasman District Council	7	7
Taupo District Council	1	1
Tauranga City Council	226	33
Thames-Coromandel District Council	12	8
Timaru District Council	1	1
Upper Hutt City Council	3	3
Waikato District Council	2	2
Waimakariri District Council	1	1
Wanganui District Council	1	1
Wellington City Council	274	57
Western Bay of Plenty District Council	11	11
Whakatane District Council	44	5
Whangarei District Council	10	10
Totals For All Other Territorial Authorities:	929	280
Grand Totals:	4044	805

1. Territorial Authorities not shown in the table above don't have any open claims.

Weathertight Home Resolution Services (WHRS) Open Claims by Territorial Authority: 30 June 2016

Territorial Authority where the building consent was issued	Number of properties with open claims as at 30 June 2016	Number of open claims as at 30 June 2016
Auckland		
Auckland City Council	2536	345
Franklin District Council	6	6
Manukau City Council	69	28
North Shore City Council	271	60
Papakura District Council	2	2
Rodney District Council	17	17
Waitakere City Council	240	65
Totals For Auckland:	3141	523
All Other Territorial Authorities		
Buller District Council	1	1
Christchurch City Council	88	64
Far North District Council	2	2
Gisborne District Council	24	2
Hamilton City Council	17	8
Hastings District Council	1	1
Hauraki District Council	1	1
Horowhenua District Council	1	1
Hurunui District Council	2	2
Hutt City Council	6	6
Kapiti Coast District Council	5	5
Kawarau District Council	1	1
Manawatu District Council	2	2
Marlborough District Council	2	2
Matamata-Piako District Council	2	2
Napier City Council	1	1
Nelson City Council	6	6
New Plymouth District Council	3	3
Opotiki District Council	1	1
Palmerston North City Council	2	2
Porirua City Council	30	8
Queenstown-Lakes District Council	167	13
Rotorua District Council	3	3
Selwyn District Council	2	2
Taranua District Council	1	1
Tasman District Council	7	7
Taupo District Council	1	1
Tauranga City Council	229	36
Thames-Coromandel District Council	12	8
Timaru District Council	1	1
Upper Hutt City Council	3	3
Waikato District Council	2	2
Waimakariri District Council	1	1
Wanganui District Council	1	1
Wellington City Council	277	60
Western Bay of Plenty District Council	11	11
Whakatane District Council	46	5
Whangarei District Council	10	10
Totals For All Other Territorial Authorities:	972	286
Grand Totals:	4113	809

1. Territorial Authorities not shown in the table above don't have any open claims.

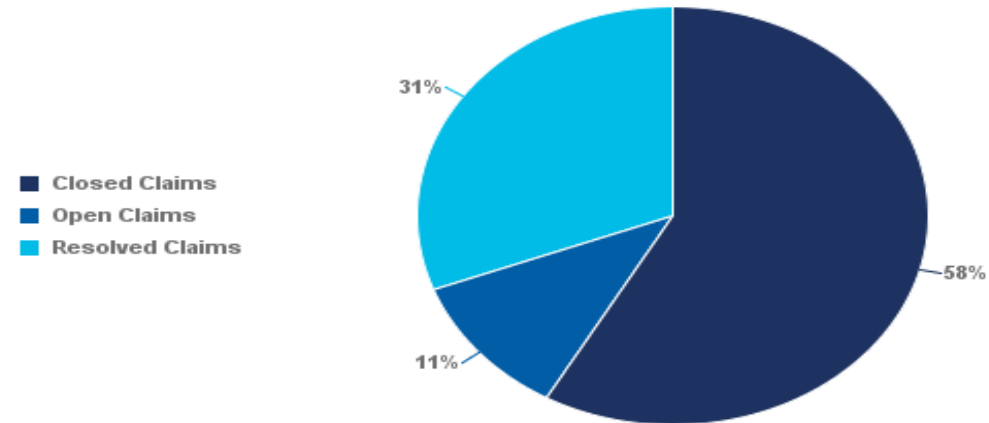
Weathertight Home Resolution Services (WHRS) Claims Statistics: 30 June 2016

As at 30 June 2016, MBIE had received 7,329 WHRS claims lodged for 12,684 properties.

The Weathertight Service has completed 15,987 property assessments (some owners request more than one assessment).

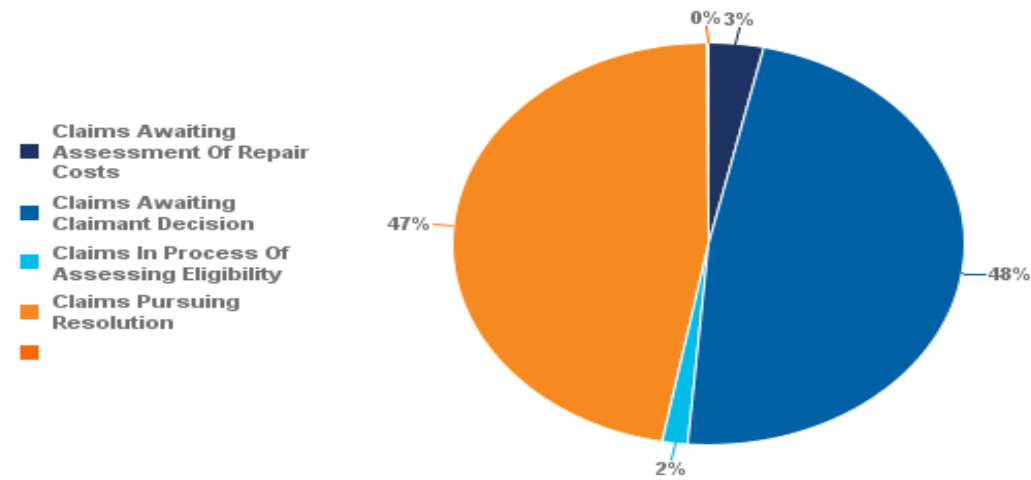
Under the WHRS Act 2006, we accept applications for multi-unit properties as single claims.

Total Claims



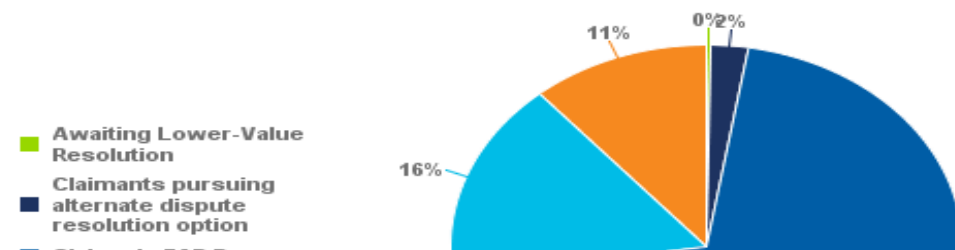
Claim Closed, Open or Resolved	Count of Claims	Percentage
Closed Claims	4267	58.0%
Open Claims	809	11.0%
Resolved Claims	2253	31.0%
Total Count Of Claims:	7329	100.00%

Open Claims



Open Claim Status Category	Count of Claims	Percentage
Claims Awaiting Assessment Of Repair Costs	28	3.0%
Claims Awaiting Claimant Decision	387	48.0%
Claims In Process Of Assessing Eligibility	13	2.0%
Claims Pursuing Resolution	380	47.0%
	1	0.0%
Total Count Of Open Claims:	809	100.00%

Claims Pursuing Resolution



Resolution Status	Count of Claims	Percentage
Awaiting Lower-Value Resolution	1	0.0%
Claimants pursuing alternate dispute resolution option	9	2.0%

- Claims In FAP Process
- Claims In WHRS Resolution Process
- Claims Repairing Outside FAP Process



Claims In FAP Process	266	70.0%
Claims In WHRS Resolution Process	61	16.0%
Claims Repairing Outside FAP Process	43	11.0%
Total Count Of Claims Pursuing Resolution:	380	100.00%

1. Claims can be closed for a number of reasons including the following: claim discontinued by a claimant; claim being ineligible; property changed ownership; claim withdrawn under the WHRS 2006 Act; claim not progressing; claim transferred to another jurisdiction by the Weathertight Homes Tribunal (WHT) or claim terminated by the WHT.

2. After the claim is decided eligible, claimants can decide to proceed with FAP assisted repairs, repair on their own and then seek to resolve their claim or resolve first and then proceed with repairs.

3. Claims pursuing the Financial Assistance Package (FAP) are allowed to proceed with other resolution options at the same time. The number includes claims that proceed with FAP and also those that proceed with FAP and one other resolution option.

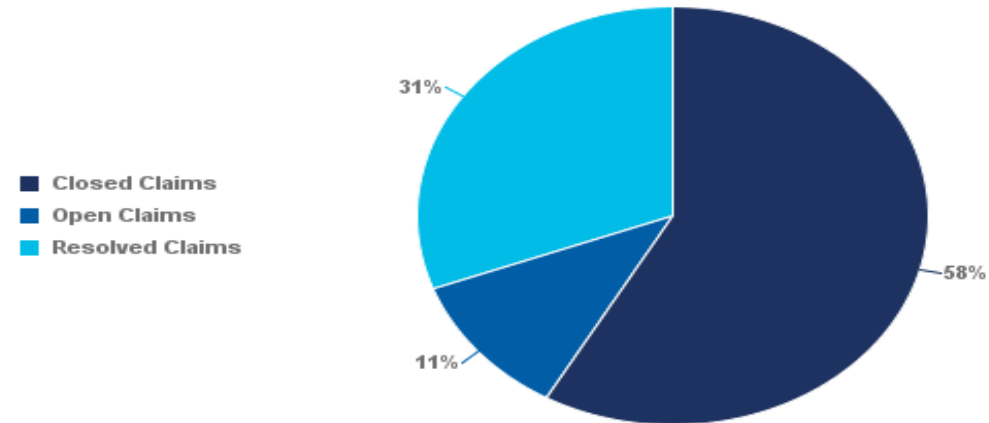
Weathertight Home Resolution Services (WHRS) Claims Statistics: 31 July 2016

As at 31 July 2016, MBIE had received 7,349 WHRS claims lodged for 12,745 properties.

The Weathertight Service has completed 16,095 property assessments (some owners request more than one assessment).

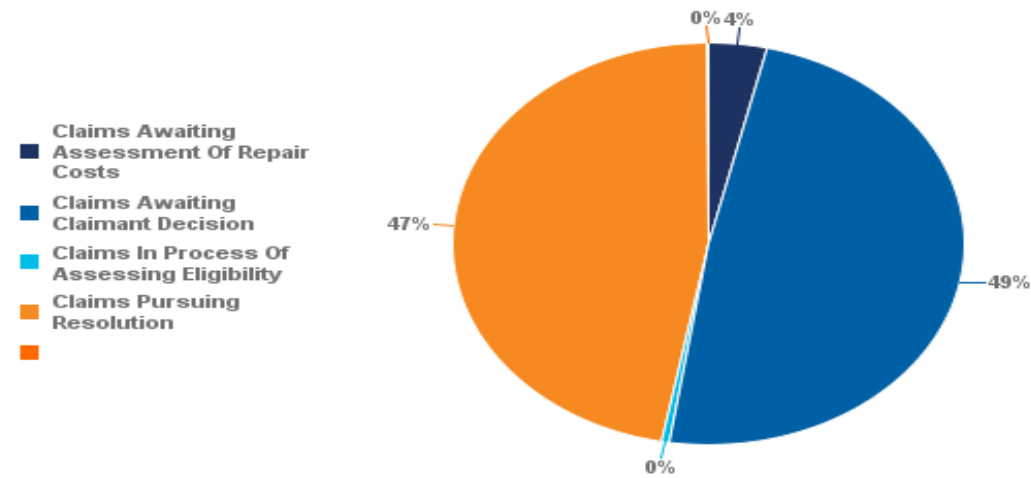
Under the WHRS Act 2006, we accept applications for multi-unit properties as single claims.

Total Claims



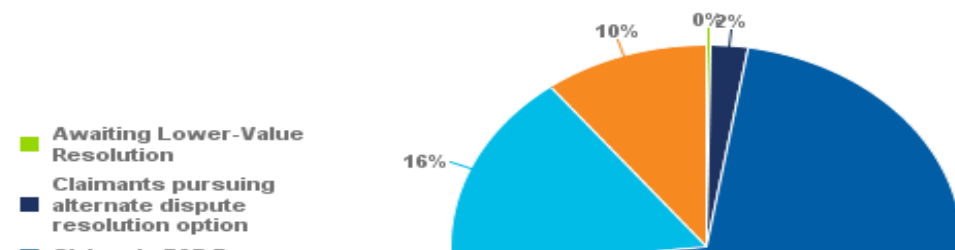
Claim Closed, Open or Resolved	Count of Claims	Percentage
Closed Claims	4279	58.0%
Open Claims	816	11.0%
Resolved Claims	2254	31.0%
Total Count Of Claims:	7349	100.00%

Open Claims



Open Claim Status Category	Count of Claims	Percentage
Claims Awaiting Assessment Of Repair Costs	30	4.0%
Claims Awaiting Claimant Decision	398	49.0%
Claims In Process Of Assessing Eligibility	4	0.0%
Claims Pursuing Resolution	383	47.0%
	1	0.0%
Total Count Of Open Claims:	816	100.00%

Claims Pursuing Resolution



Resolution Status	Count of Claims	Percentage
Awaiting Lower-Value Resolution	1	0.0%
Claimants pursuing alternate dispute resolution option	9	2.0%

- Claims In FAP Process
- Claims In WHRS Resolution Process
- Claims Repairing Outside FAP Process



Claims In FAP Process	270	70.0%
Claims In WHRS Resolution Process	63	16.0%
Claims Repairing Outside FAP Process	40	10.0%
Total Count Of Claims Pursuing Resolution:	383	100.00%

1. Claims can be closed for a number of reasons including the following: claim discontinued by a claimant; claim being ineligible; property changed ownership; claim withdrawn under the WHRS 2006 Act; claim not progressing; claim transferred to another jurisdiction by the Weathertight Homes Tribunal (WHT) or claim terminated by the WHT.

2. After the claim is decided eligible, claimants can decide to proceed with FAP assisted repairs, repair on their own and then seek to resolve their claim or resolve first and then proceed with repairs.

3. Claims pursuing the Financial Assistance Package (FAP) are allowed to proceed with other resolution options at the same time. The number includes claims that proceed with FAP and also those that proceed with FAP and one other resolution option.

Weatheright Home Resolution Services (WHRS) Open Claims by Territorial Authority: 31 July 2016

Territorial Authority where the building consent was issued	Number of properties with open claims as at 31 July 2016	Number of open claims as at 31 July 2016
Auckland		
Auckland City Council	2543	349
Franklin District Council	6	6
Manukau City Council	69	28
North Shore City Council	271	60
Papakura District Council	2	2
Rodney District Council	17	17
Waitakere City Council	238	63
Totals For Auckland:	3146	525
All Other Territorial Authorities		
Buller District Council	1	1
Christchurch City Council	87	63
Far North District Council	2	2
Gisborne District Council	24	2
Hamilton City Council	17	8
Hastings District Council	1	1
Hauraki District Council	1	1
Horowhenua District Council	3	3
Hurunui District Council	2	2
Hutt City Council	6	6
Kaipara District Council	1	1
Kapiti Coast District Council	5	5
Kawarau District Council	1	1
Manawatu District Council	2	2
Marlborough District Council	2	2
Matamata-Piako District Council	2	2
Napier City Council	1	1
Nelson City Council	6	6
New Plymouth District Council	4	4
Opotiki District Council	1	1
Palmerston North City Council	2	2
Porirua City Council	30	8
Queenstown-Lakes District Council	173	13
Rotorua District Council	3	3
Selwyn District Council	2	2
Tararua District Council	1	1
Tasman District Council	7	7
Taupo District Council	1	1
Tauranga City Council	229	36
Thames-Coromandel District Council	14	10
Timaru District Council	1	1
Upper Hutt City Council	3	3
Waikato District Council	2	2
Waimakariri District Council	1	1
Wanganui District Council	1	1
Wellington City Council	311	62
Western Bay of Plenty District Council	10	10
Whakatane District Council	46	5
Whangarei District Council	9	9
Totals For All Other Territorial Authorities:	1015	291
Grand Totals:	4161	816

1. Territorial Authorities not shown in the table above don't have any open claims.

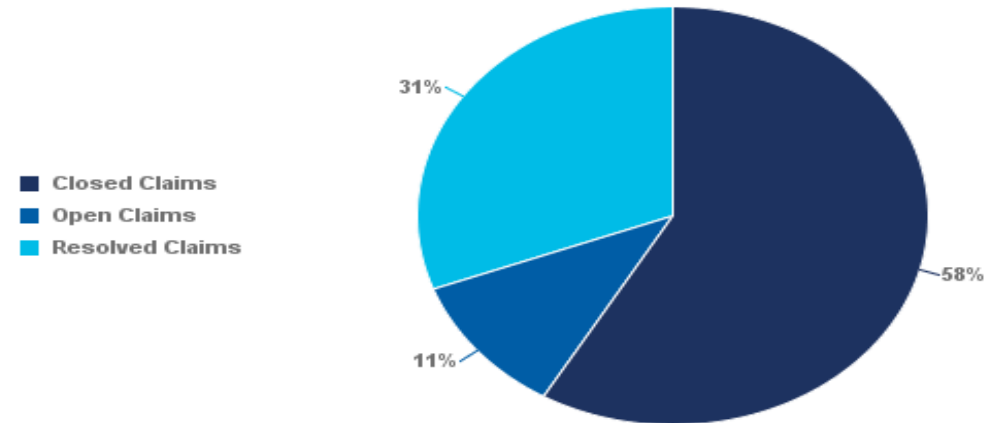
Weathertight Home Resolution Services (WHRS) Claims Statistics: 31 August 2016

As at 31 August 2016, MBIE had received 7,350 WHRS claims lodged for 12,753 properties.

The Weathertight Service has completed 16,137 property assessments (some owners request more than one assessment).

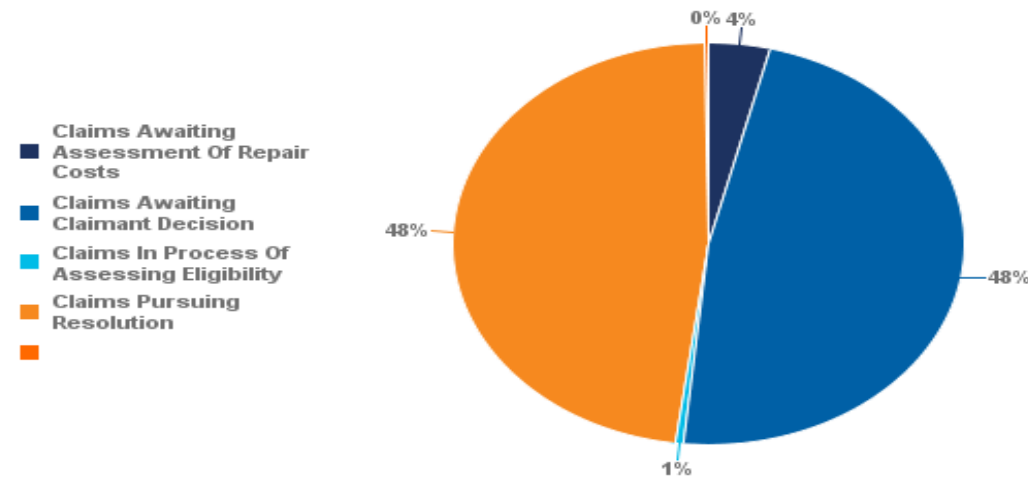
Under the WHRS Act 2006, we accept applications for multi-unit properties as single claims.

Total Claims



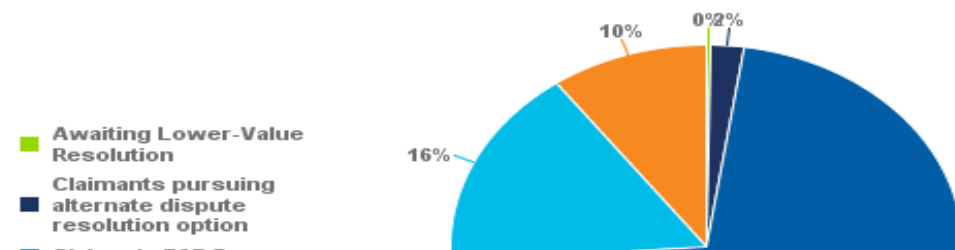
Claim Closed, Open or Resolved	Count of Claims	Percentage
Closed Claims	4295	58.0%
Open Claims	799	11.0%
Resolved Claims	2256	31.0%
Total Count Of Claims:	7350	100.00%

Open Claims



Open Claim Status Category	Count of Claims	Percentage
Claims Awaiting Assessment Of Repair Costs	31	4.0%
Claims Awaiting Claimant Decision	381	48.0%
Claims In Process Of Assessing Eligibility	4	1.0%
Claims Pursuing Resolution	381	48.0%
Claims Pursuing alternate dispute resolution option	2	0.0%
Total Count Of Open Claims:	799	100.00%

Claims Pursuing Resolution



Resolution Status	Count of Claims	Percentage
Awaiting Lower-Value Resolution	1	0.0%
Claimants pursuing alternate dispute resolution option	8	2.0%

- Claims In FAP Process
- Claims In WHRS Resolution Process
- Claims Repairing Outside FAP Process



Claims In FAP Process	272	71.0%
Claims In WHRS Resolution Process	62	16.0%
Claims Repairing Outside FAP Process	38	10.0%
Total Count Of Claims Pursuing Resolution:	381	100.00%

1. Claims can be closed for a number of reasons including the following: claim discontinued by a claimant; claim being ineligible; property changed ownership; claim withdrawn under the WHRS 2006 Act; claim not progressing; claim transferred to another jurisdiction by the Weathertight Homes Tribunal (WHT) or claim terminated by the WHT.

2. After the claim is decided eligible, claimants can decide to proceed with FAP assisted repairs, repair on their own and then seek to resolve their claim or resolve first and then proceed with repairs.

3. Claims pursuing the Financial Assistance Package (FAP) are allowed to proceed with other resolution options at the same time. The number includes claims that proceed with FAP and also those that proceed with FAP and one other resolution option.

Weathertight Home Resolution Services (WHRS) Open Claims by Territorial Authority: 31 August 2016

Territorial Authority where the building consent was issued	Number of properties with open claims as at 31 August 2016	Number of open claims as at 31 August 2016
Auckland		
Auckland City Council	2542	345
Franklin District Council	6	6
Manukau City Council	68	27
North Shore City Council	268	57
Papakura District Council	2	2
Rodney District Council	16	16
Waitakere City Council	237	62
Totals For Auckland:	3139	515
All Other Territorial Authorities		
Buller District Council	1	1
Christchurch City Council	86	62
Far North District Council	2	2
Gisborne District Council	24	2
Hamilton City Council	17	8
Hastings District Council	1	1
Hauraki District Council	1	1
Horowhenua District Council	3	3
Hurunui District Council	2	2
Hutt City Council	5	5
Kaipara District Council	1	1
Kapiti Coast District Council	5	5
Kawarau District Council	1	1
Manawatu District Council	2	2
Marlborough District Council	1	1
Matamata-Piako District Council	2	2
Napier City Council	1	1
Nelson City Council	6	6
New Plymouth District Council	4	4
Opotiki District Council	1	1
Palmerston North City Council	2	2
Porirua City Council	29	7
Queenstown-Lakes District Council	173	13
Rotorua District Council	3	3
Selwyn District Council	2	2
Tararua District Council	1	1
Tasman District Council	7	7
Taupo District Council	1	1
Tauranga City Council	230	37
Thames-Coromandel District Council	14	10
Timaru District Council	1	1
Upper Hutt City Council	3	3
Waikato District Council	2	2
Waimakariri District Council	1	1
Wanganui District Council	1	1
Wellington City Council	313	60
Western Bay of Plenty District Council	9	9
Whakatane District Council	46	5
Whangarei District Council	8	8
Totals For All Other Territorial Authorities:	1012	284
Grand Totals:	4151	799

1. Territorial Authorities not shown in the table above don't have any open claims.

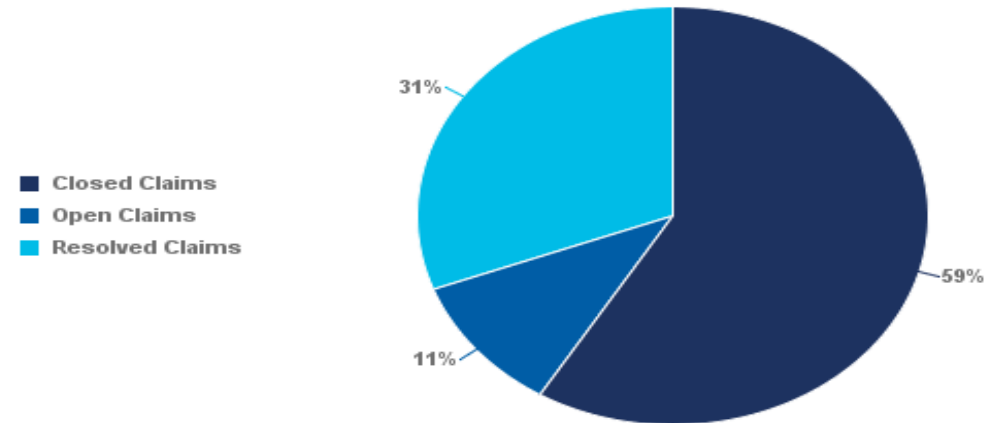
Weathertight Home Resolution Services (WHRS) Claims Statistics: 30 September 2016

As at 30 September 2016, MBIE had received 7,352 WHRS claims lodged for 12,758 properties.

The Weathertight Service has completed 16,286 property assessments (some owners request more than one assessment).

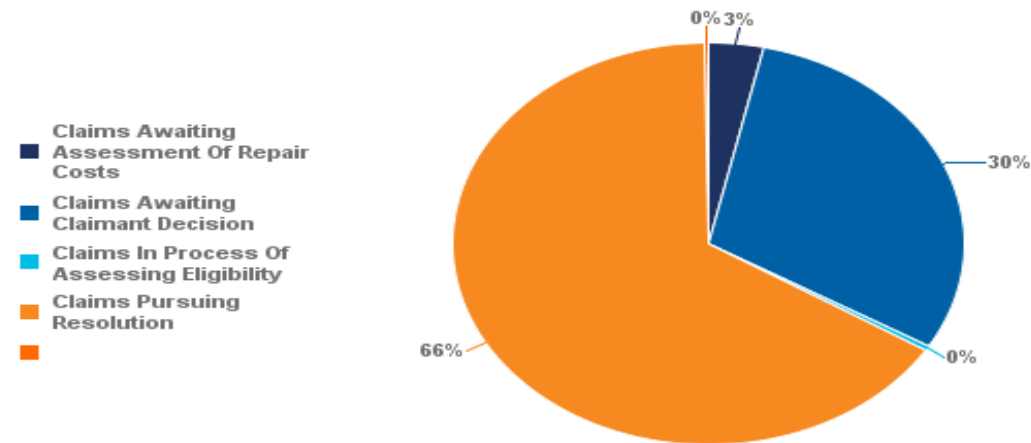
Under the WHRS Act 2006, we accept applications for multi-unit properties as single claims.

Total Claims



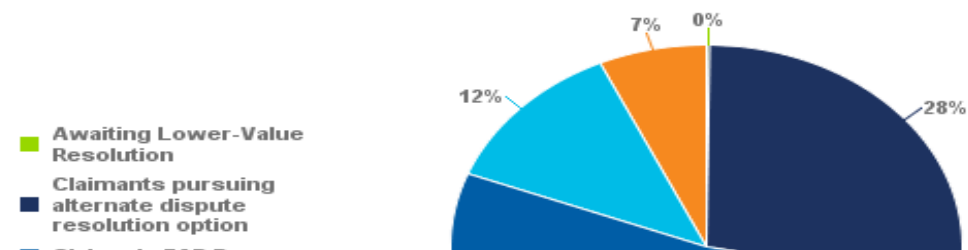
Claim Closed, Open or Resolved	Count of Claims	Percentage
Closed Claims	4315	59.0%
Open Claims	779	11.0%
Resolved Claims	2258	31.0%
Total Count Of Claims:	7352	100.00%

Open Claims



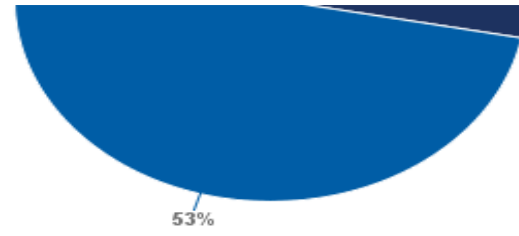
Open Claim Status Category	Count of Claims	Percentage
Claims Awaiting Assessment Of Repair Costs	27	3.0%
Claims Awaiting Claimant Decision	234	30.0%
Claims In Process Of Assessing Eligibility	3	0.0%
Claims Pursuing Resolution	513	66.0%
	2	0.0%
Total Count Of Open Claims:	779	100.00%

Claims Pursuing Resolution



Resolution Status	Count of Claims	Percentage
Awaiting Lower-Value Resolution	1	0.0%
Claimants pursuing alternate dispute resolution option	143	28.0%

- Claims In FAP Process
- Claims In WHRS Resolution Process
- Claims Repairing Outside FAP Process



Claims In FAP Process	271	53.0%
Claims In WHRS Resolution Process	63	12.0%
Claims Repairing Outside FAP Process	35	7.0%
Total Count Of Claims Pursuing Resolution:	513	100.00%

1. Claims can be closed for a number of reasons including the following: claim discontinued by a claimant; claim being ineligible; property changed ownership; claim withdrawn under the WHRS 2006 Act; claim not progressing; claim transferred to another jurisdiction by the Weathertight Homes Tribunal (WHT) or claim terminated by the WHT.

2. After the claim is decided eligible, claimants can decide to proceed with FAP assisted repairs, repair on their own and then seek to resolve their claim or resolve first and then proceed with repairs.

3. Claims pursuing the Financial Assistance Package (FAP) are allowed to proceed with other resolution options at the same time. The number includes claims that proceed with FAP and also those that proceed with FAP and one other resolution option.

Weatheright Home Resolution Services (WHRS) Open Claims by Territorial Authority: 30 September 2016

Territorial Authority where the building consent was issued	Number of properties with open claims as at 30 September 2016	Number of open claims as at 30 September 2016
Auckland		
Auckland City Council	2522	343
Franklin District Council	6	6
Manukau City Council	66	25
North Shore City Council	268	57
Papakura District Council	2	2
Rodney District Council	16	16
Waitakere City Council	237	62
Totals For Auckland:	3117	511
All Other Territorial Authorities		
Buller District Council	1	1
Christchurch City Council	82	58
Far North District Council	2	2
Gisborne District Council	24	2
Hamilton City Council	17	8
Hastings District Council	1	1
Hauraki District Council	1	1
Horowhenua District Council	3	3
Hurunui District Council	2	2
Hutt City Council	4	4
Kaipara District Council	1	1
Kapiti Coast District Council	5	5
Kawarau District Council	1	1
Manawatu District Council	2	2
Marlborough District Council	1	1
Matamata-Piako District Council	1	1
Nelson City Council	5	5
New Plymouth District Council	4	4
Opotiki District Council	1	1
Palmerston North City Council	2	2
Porirua City Council	29	7
Queenstown-Lakes District Council	173	13
Rotorua District Council	2	2
Selwyn District Council	2	2
Tararua District Council	1	1
Tasman District Council	7	7
Taupo District Council	1	1
Tauranga City Council	228	35
Thames-Coromandel District Council	14	10
Timaru District Council	1	1
Upper Hutt City Council	3	3
Waikato District Council	2	2
Waimakariri District Council	1	1
Wanganui District Council	1	1
Wellington City Council	309	55
Western Bay of Plenty District Council	9	9
Whakatane District Council	46	5
Whangarei District Council	8	8
Totals For All Other Territorial Authorities:	997	268
Grand Totals:	4114	779

1. Territorial Authorities not shown in the table above don't have any open claims.

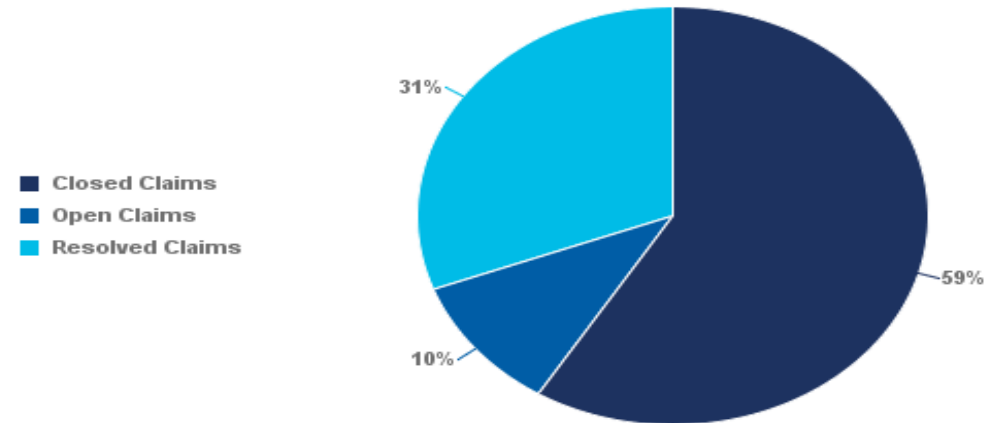
Weathertight Home Resolution Services (WHRS) Claims Statistics: 31 October 2016

As at 31 October 2016, MBIE had received 7,352 WHRS claims lodged for 12,760 properties.

The Weathertight Service has completed 16,304 property assessments (some owners request more than one assessment).

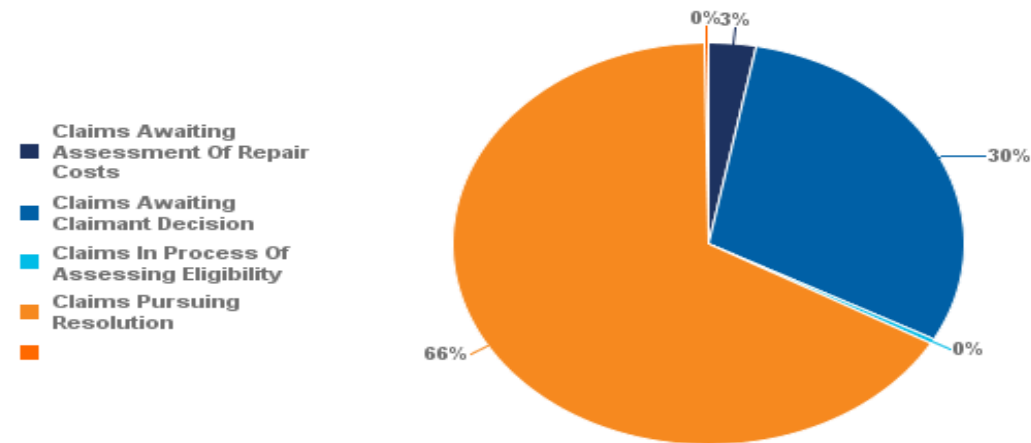
Under the WHRS Act 2006, we accept applications for multi-unit properties as single claims.

Total Claims



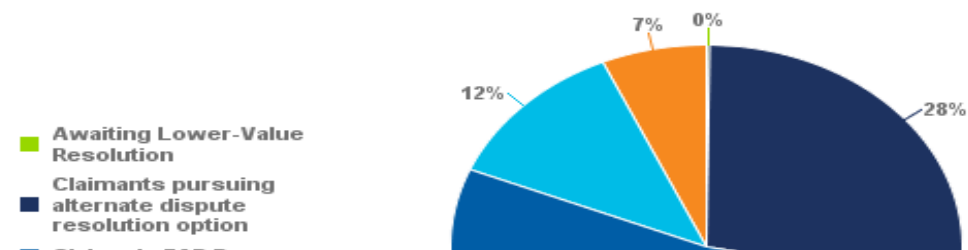
Claim Closed, Open or Resolved	Count of Claims	Percentage
Closed Claims	4324	59.0%
Open Claims	770	10.0%
Resolved Claims	2258	31.0%
Total Count Of Claims:	7352	100.00%

Open Claims



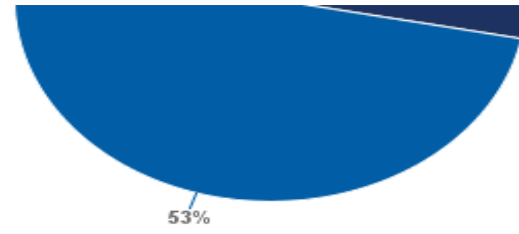
Open Claim Status Category	Count of Claims	Percentage
Claims Awaiting Assessment Of Repair Costs	23	3.0%
Claims Awaiting Claimant Decision	230	30.0%
Claims In Process Of Assessing Eligibility	3	0.0%
Claims Pursuing Resolution	512	66.0%
	2	0.0%
Total Count Of Open Claims:	770	100.00%

Claims Pursuing Resolution



Resolution Status	Count of Claims	Percentage
Awaiting Lower-Value Resolution	1	0.0%
Claimants pursuing alternate dispute resolution option	143	28.0%

- Claims In FAP Process
- Claims In WHRS Resolution Process
- Claims Repairing Outside FAP Process



Claims In FAP Process	272	53.0%
Claims In WHRS Resolution Process	62	12.0%
Claims Repairing Outside FAP Process	34	7.0%
Total Count Of Claims Pursuing Resolution:	512	100.00%

1. Claims can be closed for a number of reasons including the following: claim discontinued by a claimant; claim being ineligible; property changed ownership; claim withdrawn under the WHRS 2006 Act; claim not progressing; claim transferred to another jurisdiction by the Weathertight Homes Tribunal (WHT) or claim terminated by the WHT.

2. After the claim is decided eligible, claimants can decide to proceed with FAP assisted repairs, repair on their own and then seek to resolve their claim or resolve first and then proceed with repairs.

3. Claims pursuing the Financial Assistance Package (FAP) are allowed to proceed with other resolution options at the same time. The number includes claims that proceed with FAP and also those that proceed with FAP and one other resolution option.

Weatheright Home Resolution Services (WHRS) Open Claims by Territorial Authority: 31 October 2016

Territorial Authority where the building consent was issued	Number of properties with open claims as at 31 October 2016	Number of open claims as at 31 October 2016
Auckland		
Auckland City Council	2522	342
Franklin District Council	6	6
Manukau City Council	66	25
North Shore City Council	268	57
Papakura District Council	2	2
Rodney District Council	15	15
Waitakere City Council	235	60
Totals For Auckland:	3114	507
All Other Territorial Authorities		
Buller District Council	1	1
Christchurch City Council	81	57
Far North District Council	2	2
Gisborne District Council	24	2
Hamilton City Council	17	8
Hastings District Council	1	1
Hauraki District Council	1	1
Horowhenua District Council	3	3
Hurunui District Council	2	2
Hutt City Council	4	4
Kaipara District Council	1	1
Kapiti Coast District Council	5	5
Kawarau District Council	1	1
Manawatu District Council	2	2
Marlborough District Council	1	1
Matamata-Piako District Council	1	1
Nelson City Council	5	5
New Plymouth District Council	4	4
Opotiki District Council	1	1
Palmerston North City Council	2	2
Porirua City Council	29	7
Queenstown-Lakes District Council	173	13
Rotorua District Council	2	2
Selwyn District Council	2	2
Tararua District Council	1	1
Tasman District Council	7	7
Taupo District Council	1	1
Tauranga City Council	228	35
Thames-Coromandel District Council	14	10
Timaru District Council	1	1
Upper Hutt City Council	3	3
Waikato District Council	2	2
Waimakariri District Council	1	1
Wanganui District Council	1	1
Wellington City Council	308	53
Western Bay of Plenty District Council	9	9
Whakatane District Council	45	4
Whangarei District Council	7	7
Totals For All Other Territorial Authorities:	993	263
Grand Totals:	4107	770

1. Territorial Authorities not shown in the table above don't have any open claims.

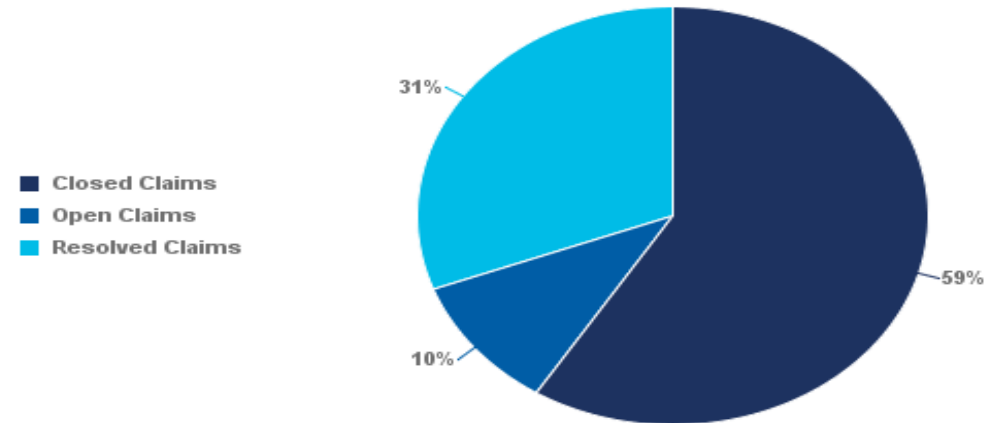
Weathertight Home Resolution Services (WHRS) Claims Statistics: 30 November 2016

As at 30 November 2016, MBIE had received 7,354 WHRS claims lodged for 12,760 properties.

The Weathertight Service has completed 16,307 property assessments (some owners request more than one assessment).

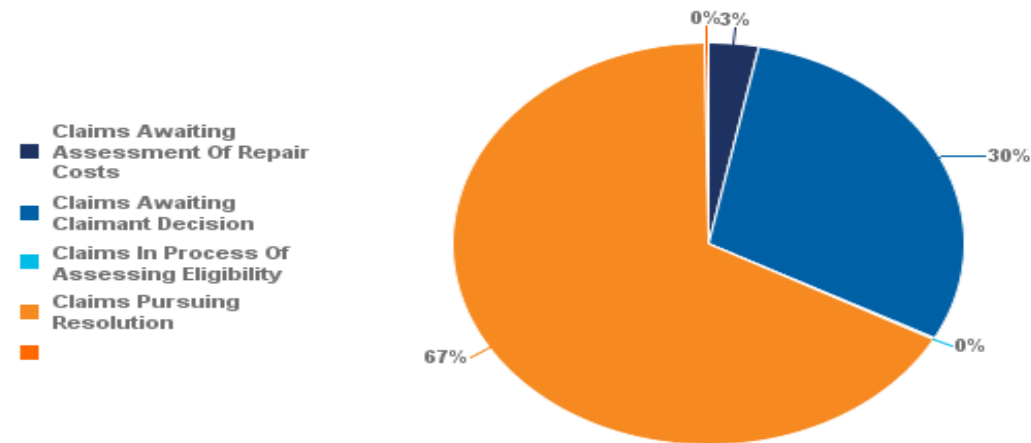
Under the WHRS Act 2006, we accept applications for multi-unit properties as single claims.

Total Claims



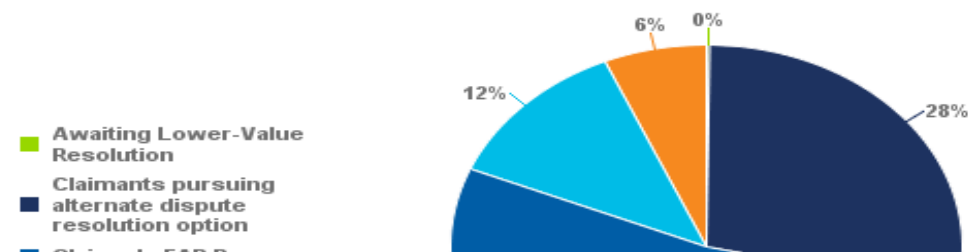
Claim Closed, Open or Resolved	Count of Claims	Percentage
Closed Claims	4336	59.0%
Open Claims	760	10.0%
Resolved Claims	2258	31.0%
Total Count Of Claims:	7354	100.00%

Open Claims



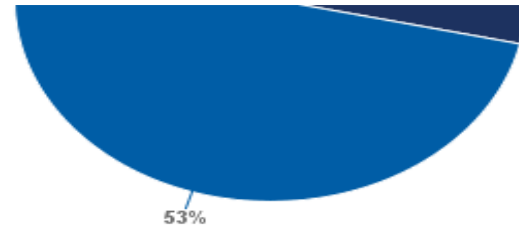
Open Claim Status Category	Count of Claims	Percentage
Claims Awaiting Assessment Of Repair Costs	24	3.0%
Claims Awaiting Claimant Decision	225	30.0%
Claims In Process Of Assessing Eligibility	1	0.0%
Claims Pursuing Resolution	508	67.0%
Total Count Of Open Claims:	760	100.00%

Claims Pursuing Resolution



Resolution Status	Count of Claims	Percentage
Awaiting Lower-Value Resolution	1	0.0%
Claimants pursuing alternate dispute resolution option	144	28.0%

- Claims In FAP Process
- Claims In WHRS Resolution Process
- Claims Repairing Outside FAP Process



Claims In FAP Process	268	53.0%
Claims In WHRS Resolution Process	62	12.0%
Claims Repairing Outside FAP Process	33	6.0%
Total Count Of Claims Pursuing Resolution:	508	100.00%

1. Claims can be closed for a number of reasons including the following: claim discontinued by a claimant; claim being ineligible; property changed ownership; claim withdrawn under the WHRS 2006 Act; claim not progressing; claim transferred to another jurisdiction by the Weathertight Homes Tribunal (WHT) or claim terminated by the WHT.

2. After the claim is decided eligible, claimants can decide to proceed with FAP assisted repairs, repair on their own and then seek to resolve their claim or resolve first and then proceed with repairs.

3. Claims pursuing the Financial Assistance Package (FAP) are allowed to proceed with other resolution options at the same time. The number includes claims that proceed with FAP and also those that proceed with FAP and one other resolution option.

Weatheright Home Resolution Services (WHRS) Open Claims by Territorial Authority: 30 November 2016

Territorial Authority where the building consent was issued	Number of properties with open claims as at 30 November 2016	Number of open claims as at 30 November 2016
Auckland		
Auckland City Council	2495	340
Franklin District Council	6	6
Manukau City Council	66	25
North Shore City Council	268	57
Papakura District Council	2	2
Rodney District Council	15	15
Waitakere City Council	235	59
Totals For Auckland:	3087	504
All Other Territorial Authorities		
Buller District Council	1	1
Christchurch City Council	81	56
Far North District Council	2	2
Gisborne District Council	23	1
Hamilton City Council	17	8
Hastings District Council	1	1
Hauraki District Council	1	1
Horowhenua District Council	3	3
Hurunui District Council	2	2
Hutt City Council	4	4
Kaipara District Council	1	1
Kapiti Coast District Council	5	5
Kawarau District Council	1	1
Manawatu District Council	2	2
Marlborough District Council	1	1
Matamata-Piako District Council	1	1
Nelson City Council	6	6
New Plymouth District Council	4	4
Opotiki District Council	1	1
Palmerston North City Council	1	1
Porirua City Council	29	7
Queenstown-Lakes District Council	172	12
Rotorua District Council	2	2
Selwyn District Council	2	2
Tararua District Council	1	1
Tasman District Council	7	7
Taupo District Council	1	1
Tauranga City Council	221	31
Thames-Coromandel District Council	14	10
Timaru District Council	1	1
Upper Hutt City Council	3	3
Waikato District Council	2	2
Waimakariri District Council	1	1
Wanganui District Council	1	1
Wellington City Council	308	53
Western Bay of Plenty District Council	9	9
Whakatane District Council	45	4
Whangarei District Council	7	7
Totals For All Other Territorial Authorities:	984	256
Grand Totals:	4071	760

1. Territorial Authorities not shown in the table above don't have any open claims.

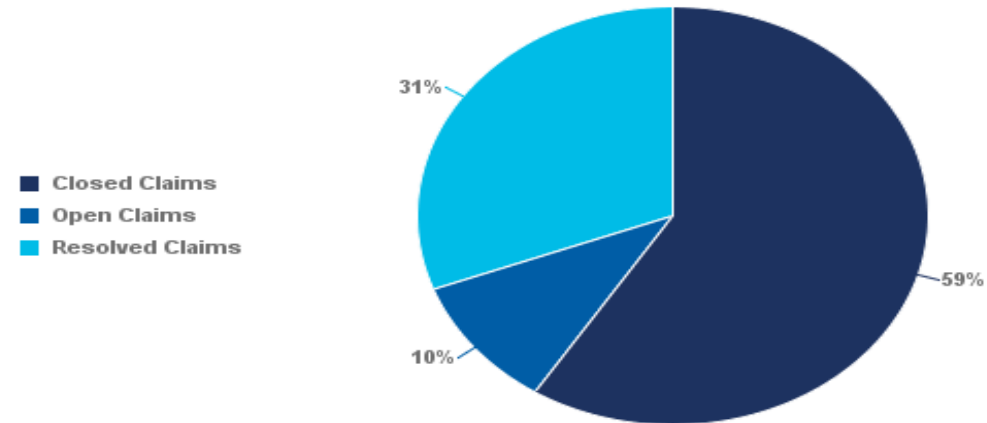
Weathertight Home Resolution Services (WHRS) Claims Statistics: 31 December 2016

As at 31 December 2016, MBIE had received 7,355 WHRS claims lodged for 12,760 properties.

The Weathertight Service has completed 16,305 property assessments (some owners request more than one assessment).

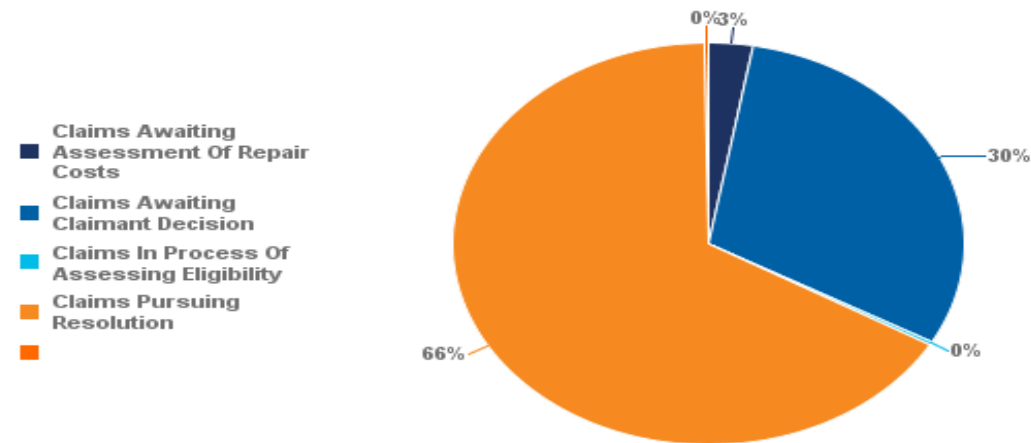
Under the WHRS Act 2006, we accept applications for multi-unit properties as single claims.

Total Claims



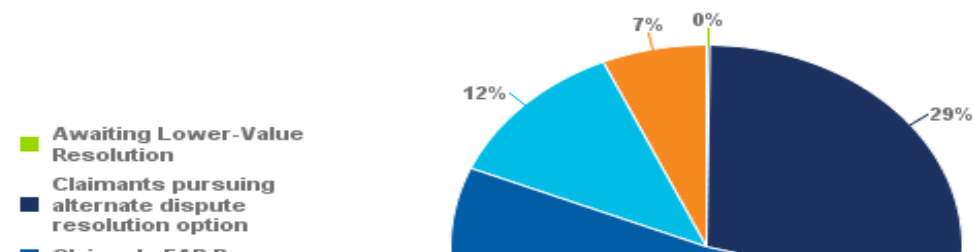
Claim Closed, Open or Resolved	Count of Claims	Percentage
Closed Claims	4344	59.0%
Open Claims	752	10.0%
Resolved Claims	2259	31.0%
Total Count Of Claims:	7355	100.00%

Open Claims



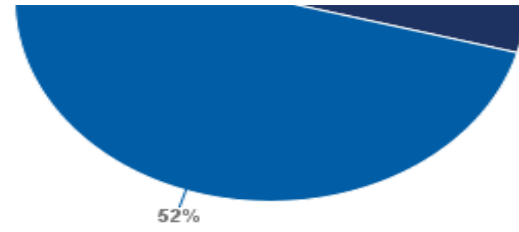
Open Claim Status Category	Count of Claims	Percentage
Claims Awaiting Assessment Of Repair Costs	21	3.0%
Claims Awaiting Claimant Decision	228	30.0%
Claims In Process Of Assessing Eligibility	2	0.0%
Claims Pursuing Resolution	499	66.0%
Total Count Of Open Claims:	752	100.00%

Claims Pursuing Resolution



Resolution Status	Count of Claims	Percentage
Awaiting Lower-Value Resolution	1	0.0%
Claimants pursuing alternate dispute resolution option	145	29.0%

- Claims In FAP Process
- Claims In WHRS Resolution Process
- Claims Repairing Outside FAP Process



Claims In FAP Process	260	52.%
Claims In WHRS Resolution Process	60	12.%
Claims Repairing Outside FAP Process	33	7.%
Total Count Of Claims Pursuing Resolution:	499	100.00%

1. Claims can be closed for a number of reasons including the following: claim discontinued by a claimant; claim being ineligible; property changed ownership; claim withdrawn under the WHRS 2006 Act; claim not progressing; claim transferred to another jurisdiction by the Weathertight Homes Tribunal (WHT) or claim terminated by the WHT.

2. After the claim is decided eligible, claimants can decide to proceed with FAP assisted repairs, repair on their own and then seek to resolve their claim or resolve first and then proceed with repairs.

3. Claims pursuing the Financial Assistance Package (FAP) are allowed to proceed with other resolution options at the same time. The number includes claims that proceed with FAP and also those that proceed with FAP and one other resolution option.

**Weathertight Home Resolution Services (WHRS) Open Claims by Territorial Authority: 31
December 2016**

Territorial Authority where the building consent was issued	Number of properties with open claims as at 31 December 2016	Number of open claims as at 31 December 2016
Auckland		
Auckland City Council	2489	334
Franklin District Council	6	6
Manukau City Council	66	25
North Shore City Council	267	56
Papakura District Council	2	2
Rodney District Council	16	16
Waitakere City Council	235	59
Totals For Auckland:	3081	498
All Other Territorial Authorities		
Buller District Council	1	1
Christchurch City Council	81	56
Far North District Council	2	2
Gisborne District Council	23	1
Hamilton City Council	16	7
Hastings District Council	1	1
Hauraki District Council	1	1
Horowhenua District Council	3	3
Hurunui District Council	2	2
Hutt City Council	4	4
Kaipara District Council	1	1
Kapiti Coast District Council	5	5
Kawarau District Council	1	1
Manawatu District Council	2	2
Marlborough District Council	1	1
Nelson City Council	6	6
New Plymouth District Council	4	4
Opotiki District Council	1	1
Palmerston North City Council	1	1
Porirua City Council	29	7
Queenstown-Lakes District Council	172	12
Rotorua District Council	2	2
Selwyn District Council	2	2
Tararua District Council	1	1
Tasman District Council	7	7
Taupo District Council	1	1
Tauranga City Council	221	31
Thames-Coromandel District Council	14	10
Timaru District Council	1	1
Upper Hutt City Council	3	3
Waikato District Council	2	2
Waimakariri District Council	1	1
Wanganui District Council	1	1
Wellington City Council	307	53
Western Bay of Plenty District Council	9	9
Whakatane District Council	45	4
Whangarei District Council	7	7
Totals For All Other Territorial Authorities:	981	254
Grand Totals:	4062	752

1. Territorial Authorities not shown in the table above don't have any open claims.