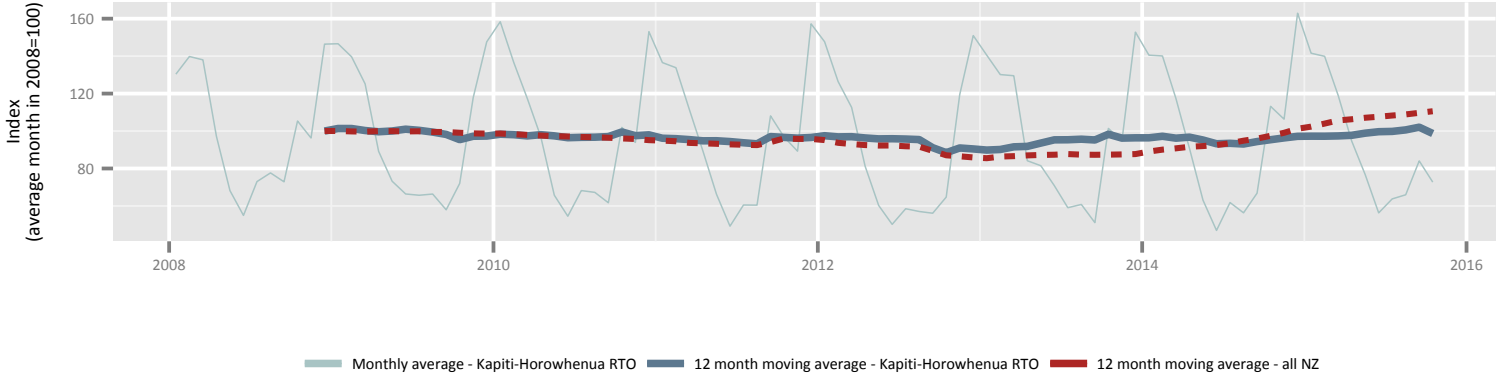


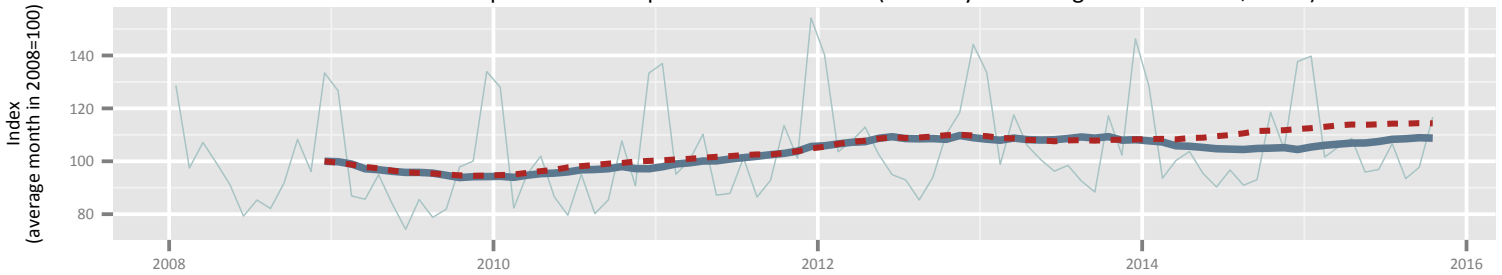
Regional Tourism summary Kapiti-Horowhenua RTO

International tourist expenditure in Kapiti-Horowhenua RTO (total in year ending March 2015 = \$30m)

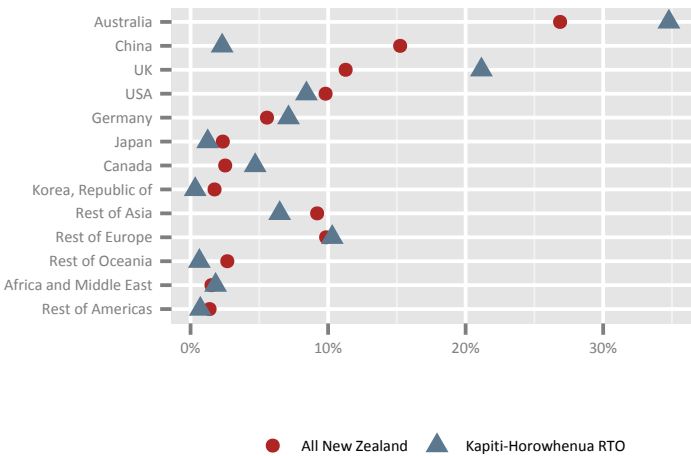


Monthly average - Kapiti-Horowhenua RTO 12 month moving average - Kapiti-Horowhenua RTO 12 month moving average - all NZ

Domestic tourist expenditure in Kapiti-Horowhenua RTO (total in year ending March 2015 = \$230m)



International tourist spend in Kapiti-Horowhenua RTO compared to all New Zealand international tourism



● All New Zealand ▲ Kapiti-Horowhenua RTO

Domestic tourist spend in Kapiti-Horowhenua RTO compared to all New Zealand domestic tourism

