



*Hanga Ngātahi • Building Together*

Proudly Supported by the NZ Government  
 **New Zealand Government**  
Te Kāwanatanga o Aotearoa

# QUARTERLY CONNECTIVITY UPDATE

**Q3: to 30 SEPTEMBER 2022**



# CONTENTS

Q3 HIGHLIGHTS .....	3
OUR TARGETS .....	4
OVERALL PROGRESS .....	5
UFB SNAPSHOTS .....	6
<b>UPDATE BY REGION</b>	
NORTHLAND .....	8
AUCKLAND .....	9
WAIKATO .....	10
BAY OF PLENTY .....	11
GISBORNE .....	12
HAWKE'S BAY .....	13
TARANAKI .....	14
MANAWATŪ-WHANGANUI .....	15
WELLINGTON .....	16
TOP OF THE SOUTH .....	17
WEST COAST .....	18
CANTERBURY .....	19
OTAGO .....	20
SOUTHLAND .....	21



Cover: RCG - Blue Pools Solar array  
Page 2: RCG - Lindis Pass


# Q3 HIGHLIGHTS

JULY - SEPTEMBER 2022



**10,924**

UFB HOMES & BUSINESSES PASSED



**26,818**

UFB CONNECTIONS



**71%**

UFB UPTAKE



**17**

UFB TOWNS AND CITIES COMPLETED



**9km**

FIBRE LINKS KM COMPLETE



**42%**

UPTAKE ON RCG TOWERS



**13**

NEW MOBILE TOWERS COMPLETE



**942**

RURAL HOMES & BUSINESSES WITH ACCESS TO IMPROVED BROADBAND



**47km**

STATE HIGHWAY COVERED



**3**

NEW TOURISM SITES COVERED



**12**

MARAE CONNECTED THIS QUARTER



**18**

MARAE WITH HARDWARE INSTALLED THIS QUARTER



**\$14.8m**

INVESTMENT IN DIGITAL CONNECTIVITY THIS QUARTER



**5,423**

RURAL HOMES AND BUSINESSES WITH BROADBAND CAPACITY UPGRADES THIS QUARTER

# OUR TARGETS

## ULTRA-FAST BROADBAND (UFB) TARGETS



### OVER 1.8 MILLION HOMES & BUSINESSES

(87% of New Zealanders) will have access to UFB by the end of 2022



### UFB will be rolled out to over 412 TOWNS & CITIES



When the programme is complete New Zealand will be one of the **LEADING COUNTRIES** in the OECD for fibre availability



## OUR OVERALL TARGET

# 99.8%


of New Zealand's population will be able to access improved broadband by the end of 2023

## RURAL CONNECTIVITY AND MOBILE BLACK SPOT TARGETS



### 877 ELIGIBLE MARAE

can connect to broadband on request



### 84,000 RURAL HOMES AND BUSINESSES

will receive improved broadband by the end of 2023



### ABOUT 1,400KM of State Highway and over 168 TOURISM SITES

will receive mobile coverage



### 372KM FIBRE LINKS KMS



### 46,914 RURAL HOMES AND BUSINESSES


with Broadband capacity upgrades

# OVERALL PROGRESS


## ULTRA-FAST BROADBAND (UFB) AND FIBRE PROGRESS



**397 UFB TOWNS AND CITIES** are now complete



**1,820,347 HOMES AND BUSINESSES** with UFB available (99% complete)



**1,285,599 HOMES AND BUSINESSES** connected to UFB



**UPTAKE 71%**



**343 KM** Fibre Links KM  
94% Complete

## OUR OVERALL PROGRESS FOR UFB



**86.4%**  
OF NEW ZEALANDERS CAN NOW ACCESS UFB



**603**  
MARAЕ ARE NOW CONNECTED



**INVESTED PTD\***

**\$2.0b**

**Total Investment**



**591**  
MARAЕ WITH HARDWARE INSTALLED

## RURAL CONNECTIVITY PROGRESS



**76,241 RURAL HOMES AND BUSINESSES** can access improved broadband 90% complete



**98 TOURISM SITES** have mobile coverage 58% complete



**1,105 KM OF STATE HIGHWAY** have mobile coverage 79% complete



**42%** Uptake on RCG towers



**377 MOBILE TOWERS** are live 71% complete



**12,138 HOMES AND BUSINESSES** with Broadband capacity upgrades

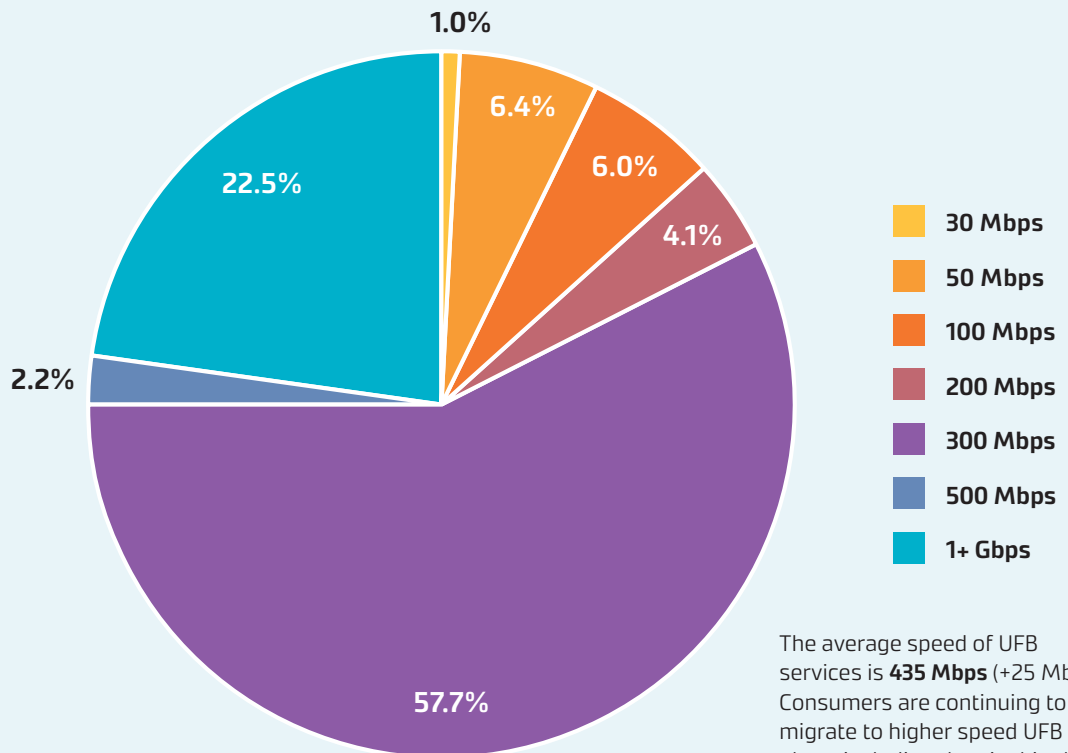
\*PTD = Project to Date

# UFB SNAPSHOTS

## TOP 10 CENTRES FOR UFB UPTAKE THIS QUARTER

RANK	TOWN	UPTAKE %	CHANGE IN RANK
1	Whatawhata	99%	0
2	Te Kauwhata	99%	0
3	Pokeno	99%	0
4	Horotiu	96%	0
5	Waimauku	92%	0
6	West Melton	91%	0
7	Whirinaki	88%	0
8	Longburn	85%	4
9	Rolleston	84%	-1
10	Lepperton	83%	-1

## UFB PRODUCT MIX



## GIGABIT CONNECTIONS

**287,558**

Gigabit connections - end of quarter

**8,991**

Additional connections this quarter



# UPDATE BY REGION



# NORTHLAND



## UFB AND FIBRE

- There are **38** towns and cities with UFB available.
- **63%** of those with access to UFB have connected.
- There is a total of **31,763** premises connected.

RANK	TOWN	UPTAKE
1	Waipū	82%
2	Hikurangi	77%
3	Maungakaramea	77%
4	Mangawhai	75%
5	Kerikeri	74%



## RURAL CONNECTIVITY

- There are **8,818** rural homes and businesses with improved broadband access with is **96%** of target.
- There are **106** kilometres of mobile coverage on State Highways which is **93%** of target.
- There are **11** tourist sites with mobile coverage which is **73%** of target.
- There have been **45** mobile towers built which is **83%** of target.
- There have been **954** rural homes and businesses with broadband capacity upgraded with **358** of Stop Sells\* upgraded which is **19%** of target.



## MARAE

There are **116** Marae connected in Northland.

## TOTAL INVESTED:

Northland: **\$95m**

\* 'Stop sell' means that a customer who has mobile network coverage is unable to access a new broadband connection because the relevant network tower has no spare capacity.





# AUCKLAND



## UFB AND FIBRE

- There are **30** towns and cities with UFB available.
- **79%** of those with access to UFB have connected.
- There is a total of **464,038** premises connected.

RANK	TOWN	UPTAKE
1	Waimauku	92%
2	Waiuku	80%
3	Auckland	80%
4	Warkworth	75%
5	Pukekohe	72%



## RURAL CONNECTIVITY

- There are **5,355** rural homes and businesses with improved broadband access with is **87%** of target.
- There are **16** kilometres of mobile coverage on State Highways which is **102%** of target.
- There have been **19** mobile towers built which is **68%** of target.
- There have been **515** rural homes and businesses with broadband capacity upgrades, **242** Stop Sells\* upgraded, which is **15%** of target.



## MARAE

There are **22** Marae connected in Auckland.

## TOTAL INVESTED:

Auckland: **\$492m**

\* 'Stop sell' means that a customer who has mobile network coverage is unable to access a new broadband connection because the relevant network tower has no spare capacity.



# WAIKATO



## UFB AND FIBRE

- There are **60** towns and cities with UFB available.
- **68%** of those with access to UFB have connected.
- There is a total of **115,414** premises connected.

RANK	TOWN	UPTAKE
1	Whatawhata	99%
2	Te Kauwhata	99%
3	Pokeno	99%
4	Horotiu	96%
5	Hamilton	80%



## RURAL CONNECTIVITY

- There are **8,938** rural homes and businesses with improved broadband access with is **87%** of target.
- There are **77** kilometres of mobile coverage on State Highways which is **73%** of target.
- There are **8** tourist sites with mobile coverage which is **62%** of target.
- There have been **40** mobile towers built which is **70%** of target.
- There have been **3,749** rural homes and businesses with broadband capacity upgraded with **1,359** of Stop Sells\* upgraded which is **31%** of target.



## MARAE

There are **90** Marae connected in Waikato.

## TOTAL INVESTED:

Waikato: **\$207m**

\* 'Stop sell' means that a customer who has mobile network coverage is unable to access a new broadband connection because the relevant network tower has no spare capacity.



# BAY OF PLENTY



## UFB AND FIBRE

- There are **24** towns and cities with UFB available.
- **71%** of those with access to UFB have connected.
- There is a total of **87,067** premises connected.

RANK	TOWN	UPTAKE
1	Tauranga	80%
2	Kawerau	68%
3	Ōmokoroa	67%
4	Rotorua	67%
5	Whakatāne	65%



## RURAL CONNECTIVITY

- There are **5,450** rural homes and businesses with improved broadband access with is **89%** of target.
- There are **47** kilometres of mobile coverage on State Highways which is **69%** of target.
- There are **8** tourist sites with mobile coverage which is **89%** of target.
- There have been **19** mobile towers built which is **73%** of target.
- There have been **1,448** rural homes and businesses with broadband capacity upgraded with **588** of Stop Sells\* upgraded which is **25%** of target.



## MARAE

There are **121** Marae connected in the Bay of Plenty.

## TOTAL INVESTED:

Bay of Plenty: **\$129m**

\* 'Stop sell' means that a customer who has mobile network coverage is unable to access a new broadband connection because the relevant network tower has no spare capacity.



# GISBORNE



## UFB AND FIBRE

- There are **5** towns and cities with UFB available.
- **64%** of those with access to UFB have connected.
- There is a total of **9,981** premises connected.

RANK	TOWN	UPTAKE
1	Gisborne	64%
2	Ruatoria	62%
3	Manutuke	57%
4	Tolaga Bay	53%
5	Te Karaka	41%



## RURAL CONNECTIVITY

- There are **2,184** rural homes and businesses with improved broadband access with is **91%** of target.
- There are **114** kilometres of mobile coverage on State Highways which is **102%** of target.
- There are **3** tourist sites with mobile coverage which is **75%** of target.
- There have been **12** mobile towers built which is **67%** of target.



## MARAE

There are **57** Marae connected in Gisborne.

## TOTAL INVESTED:

Gisborne: **\$23m**



# HAWKE'S BAY



## UFB AND FIBRE

- There are **14** towns and cities with UFB available.
- **65%** of those with access to UFB have connected.
- There is a total of **39,582** premises connected.

RANK	TOWN	UPTAKE
1	Whirinaki	88%
2	Bay View	81%
3	Havelock North	69%
4	Napier	68%
5	Waipukurau	67%



## RURAL CONNECTIVITY

- There are **3,724** rural homes and businesses with improved broadband access with is **89%** of target.
- There are **86** kilometres of mobile coverage on State Highways which is **84%** of target.
- There are **6** tourist sites with mobile coverage which is **67%** of target.
- There have been **36** mobile towers built which is **86%** of target.
- There have been **173** rural homes and businesses with broadband capacity upgraded with **173** of Stop Sells\* upgraded which is **19%** of target.



## MARAE

There are **55** Marae connected in Hawke's Bay.

## TOTAL INVESTED:

Hawke's Bay: **\$77m**

\* 'Stop sell' means that a customer who has mobile network coverage is unable to access a new broadband connection because the relevant network tower has no spare capacity.



# TARANAKI



## UFB AND FIBRE

- There are **17** towns and cities with UFB available.
- **69%** of those with access to UFB have connected.
- There is a total of **30,691** premises connected.

RANK	TOWN	UPTAKE
1	Lepperton	83%
2	New Plymouth	74%
3	Hāwera	70%
4	Inglewood	62%
5	Stratford	61%



## RURAL CONNECTIVITY

- There are **2,476** rural homes and businesses with improved broadband access with is **103%** of target.
- There are **67** kilometres of mobile coverage on State Highways which is **86%** of target.
- There are **3** tourist sites with mobile coverage which is **100%** of target.
- There have been **16** mobile towers built which is **94%** of target.



## MARAE

There are **28** Marae connected in Taranaki.

## TOTAL INVESTED:

Taranaki: **\$45m**



# MANAWATŪ-WHANGANUI



## UFB AND FIBRE

- There are **32** towns and cities with UFB available.
- **62%** of those with access to UFB have connected.
- There is a total of **57,327** premises connected.

RANK	TOWN	UPTAKE
1	Longburn	85%
2	Palmerston North	71%
3	Feilding	70%
4	Summerhill	68%
5	Levin	65%



## RURAL CONNECTIVITY

- There are **10,853** rural homes and businesses with improved broadband access with is **97%** of target.
- There are **63** kilometres of mobile coverage on State Highways which is **73%** of target.
- There are **3** tourist sites with mobile coverage which is **50%** of target.
- There have been **30** mobile towers built which is **77%** of target.
- There have been **296** rural homes and businesses with broadband capacity upgraded with **252** of Stop Sells\* upgraded which is **12%** of target.



## MARAE

There are **59** Marae connected in Manawatū-Whanganui.

## TOTAL INVESTED:

Manawatu-Whanganui: **\$127m**

\* 'Stop sell' means that a customer who has mobile network coverage is unable to access a new broadband connection because the relevant network tower has no spare capacity.



# WELLINGTON



## UFB AND FIBRE

- There are **16** towns and cities with UFB available.
- **65%** of those with access to UFB have connected.
- There is a total of **145,230** premises connected.

RANK	TOWN	UPTAKE
1	Carterton	72%
2	Otaihanga	70%
3	Lower Hutt	69%
4	Masterton	68%
5	Otaki	67%



## RURAL CONNECTIVITY

- There are **3,080** rural homes and businesses with improved broadband access with is **79%** of target.
- There is **1** tourist site with mobile coverage which is **20%** of target.
- There has been **11** mobile towers built which is **52%** of target.
- There have been **92** rural homes and businesses with broadband capacity upgraded with **92** of Stop Sells\* upgraded which is **12%** of target.



## MARAE

There are **23** Marae connected in Wellington.

## TOTAL INVESTED:

Wellington: **\$194m**

\* 'Stop sell' means that a customer who has mobile network coverage is unable to access a new broadband connection because the relevant network tower has no spare capacity.





# TOP OF THE SOUTH



## UFB AND FIBRE

- There are **22** towns and cities with UFB available.
- **68%** of those with access to UFB have connected.
- There is a total of **38,013** premises connected.

RANK	TOWN	UPTAKE
1	Ruby Bay	80%
2	Nelson	79%
3	Blenheim	64%
4	Motueka	64%
5	Brightwater	63%



## RURAL CONNECTIVITY

- There are **3,650** rural homes and businesses with improved broadband access with is **72%** of target.
- There are **129** kilometres of mobile coverage on State Highways which is **94%** of target.
- There are **9** tourist sites with mobile coverage which is **60%** of target.
- There have been **30** mobile towers built which is **67%** of target.
- There have been **444** rural homes and businesses with broadband capacity upgraded with **121** of Stop Sells\* upgraded which is **18%** of target.



## MARAE

There are **7** Marae connected in Top of the South.

## TOTAL INVESTED:

Top of the South: **\$78m**

\* 'Stop sell' means that a customer who has mobile network coverage is unable to access a new broadband connection because the relevant network tower has no spare capacity.



# WEST COAST



## UFB AND FIBRE

- There are **26** towns and cities with UFB available.
- **53%** of those with access to UFB have connected.
- There is a total of **6,865** premises connected.
- **205** kilometres of Fibre Link Backhaul built and is complete.

RANK	TOWN	UPTAKE
1	Hokitika	72%
2	Greymouth	62%
3	Kaniere	61%
4	Runanga	61%
5	Taylorville	58%



## RURAL CONNECTIVITY

- There are **2,419** rural homes and businesses with improved broadband access with is **84%** of target.
- There are **163** kilometres of mobile coverage on State Highways which is **63%** of target.
- There are **21** tourist sites with mobile coverage which is **68%** of target.
- There have been **31** mobile towers built which is **62%** of target.



## MARAE

There are **5** Marae connected in West Coast.

## TOTAL INVESTED:

West Coast: **\$54m**



# CANTERBURY



## UFB AND FIBRE

- There are **55** towns and cities with UFB available.
- **69%** of those with access to UFB have connected.
- There is a total of **172,540** premises connected.

RANK	TOWN	UPTAKE
1	West Melton	91%
2	Rolleston	84%
3	Lincoln	79%
4	Woodend	77%
5	Leeston	73%



## RURAL CONNECTIVITY

- There are **9,210** rural homes and businesses with improved broadband access with is **95%** of target.
- There are **89** kilometres of mobile coverage on State Highways which is **64%** of target.
- There are **9** tourist sites with mobile coverage which is **32%** of target.
- There have been **40** mobile towers built which is **67%** of target.
- There have been **3,688** rural homes and businesses with broadband capacity upgraded with **1,534** of Stop Sells\* upgraded which is **40%** of target.



## MARAE

There are **14** Marae connected in Canterbury.

## TOTAL INVESTED:

Canterbury: **\$264m**

\* 'Stop sell' means that a customer who has mobile network coverage is unable to access a new broadband connection because the relevant network tower has no spare capacity.



# OTAGO



## UFB AND FIBRE

- There are **40** towns and cities with UFB available.
- **65%** of those with access to UFB have connected.
- There is a total of **63,913** premises connected.
- **43** kilometres of Fibre Link Backhaul built.

RANK	TOWN	UPTAKE
1	Mosgiel	81%
2	Cromwell	77%
3	Dunedin	74%
4	Wanaka	70%
5	Lake Hawea	68%



## RURAL CONNECTIVITY

- There are **4,685** rural homes and businesses with improved broadband access with is **94%** of target.
- There are **139** kilometres of mobile coverage on State Highways which is **95%** of target.
- There are **9** tourist sites with mobile coverage which is **75%** of target.
- There have been **24** mobile towers built which is **77%** of target.
- There have been **493** rural homes and businesses with broadband capacity upgraded with **216** of Stop Sells\* upgraded which is **27%** of target.



## MARAE

There are **2** Marae connected in Otago.

## TOTAL INVESTED:

Otago: **\$125m**

\* 'Stop sell' means that a customer who has mobile network coverage is unable to access a new broadband connection because the relevant network tower has no spare capacity.



# SOUTHLAND



## UFB AND FIBRE

- There are **18** towns and cities with UFB available.
- **63%** of those with access to UFB have connected.
- There is a total of **23,176** premises connected.
- **96** kilometres of Fibre Link Backhaul built.

RANK	TOWN	UPTAKE
1	Otatara	80%
2	Invercargill	75%
3	Winton	56%
4	Mossburn	45%
5	Riversdale	42%



## RURAL CONNECTIVITY

- There are **5,399** rural homes and businesses with improved broadband access with is **92%** of target.
- There are **10** kilometres of mobile coverage on State Highways which is **24%** of target.
- There are **7** tourist sites with mobile coverage which is **44%** of target.
- There have been **24** mobile towers built which is **60%** of target.
- There have been **286** rural homes and businesses with broadband capacity upgraded with **264** of Stop Sells\* upgraded which is **33%** of target.



## MARAE

There are **4** Marae connected in Southland.

## TOTAL INVESTED:

Southland: **\$72m**

\* 'Stop sell' means that a customer who has mobile network coverage is unable to access a new broadband connection because the relevant network tower has no spare capacity.